

4-2022

Legalization of Recreational Marijuana in Louisiana

Edward Chervenak
University of New Orleans, echerven@uno.edu

Anthony Licciardi
University of New Orleans, aliccia2@uno.edu

Follow this and additional works at: https://scholarworks.uno.edu/src_pubs



Part of the [Political Science Commons](#)

Recommended Citation

Chervenak, Edward and Licciardi, Anthony, "Legalization of Recreational Marijuana in Louisiana" (2022).
Survey Research Center Publications. Paper 61.
https://scholarworks.uno.edu/src_pubs/61

This Report is brought to you for free and open access by the Survey Research Center (UNO Poll) at ScholarWorks@UNO. It has been accepted for inclusion in Survey Research Center Publications by an authorized administrator of ScholarWorks@UNO. For more information, please contact scholarworks@uno.edu.

LEGALIZATION OF RECREATIONAL MARIJUANA IN LOUISIANA



April 2022

UNO Survey Research Center

Dr. Edward E. Chervenak, Director
echerven@uno.edu

Dr. Anthony Licciardi, Research Associate
alicia2@uno.edu

(504) 280-3217

You can view SRC surveys on:

<https://www.uno.edu/academics/colaehd/la/political-science/survey-research-center/studies>

Much appreciation to the students in Dr. Chervenak's Public Opinion class, and the students in his Southern Politics class who participated as interviewers. We would also like to thank Ross Gernon from the Office of Information Technology for his technical support on this project. Special thanks to Dr. Anthony Licciardi for the gratis use of his polling software MyPeople123.com.

The University of New Orleans' Survey Research Center (SRC) conducted a live interviewer statewide survey asking Louisiana registered voters whether they favored or opposed the legalization of the recreational use of marijuana.

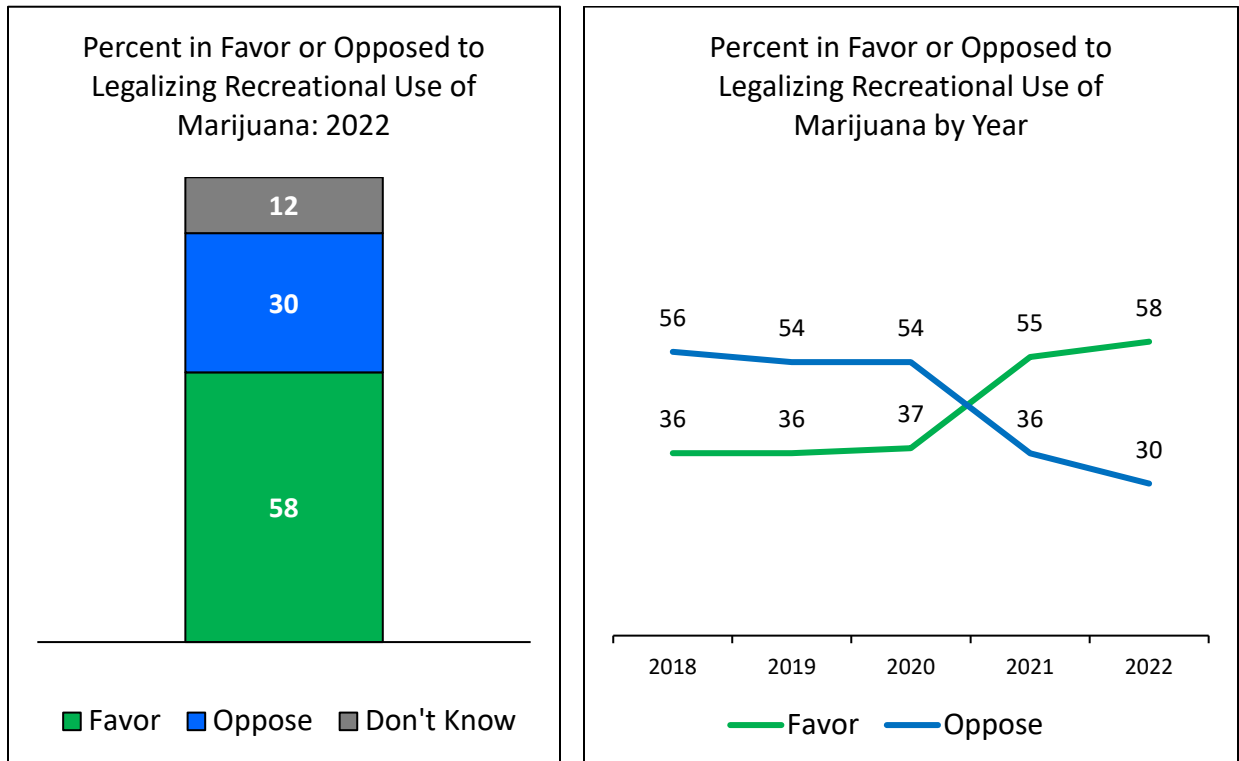
Registered voters were randomly selected for the sample from the Louisiana Secretary of State's voter file. The live interviewer telephone survey was conducted from Monday, March 28th through Friday, April 1st.¹ The sample size yields a margin of error of +/- 5.4% with 95% confidence. The sample was post-weighted to reflect the gender, age, race, and congressional district parameters of the population of registered voters in the state. The survey response rate was 7%.

Readers should be cautious in making narrow inferences about sub-categorical cross tabulations of survey results. Sub-categorical group samples by race, age, and gender are smaller than the total sample size, thus, leading to wider margins of error when they are reported in cross tabulations.

- Almost sixty percent of registered voters support legalization of recreational marijuana.
- Attitudes toward legalization are influenced by age.
- Registered Democrats strongly favor legalization while Republicans are evenly split in their opinion.

¹ We were only able to conduct interviewing on 4 out of the 5 dates due to one interviewing session being cancelled by the weather event of Wednesday, March 30th.

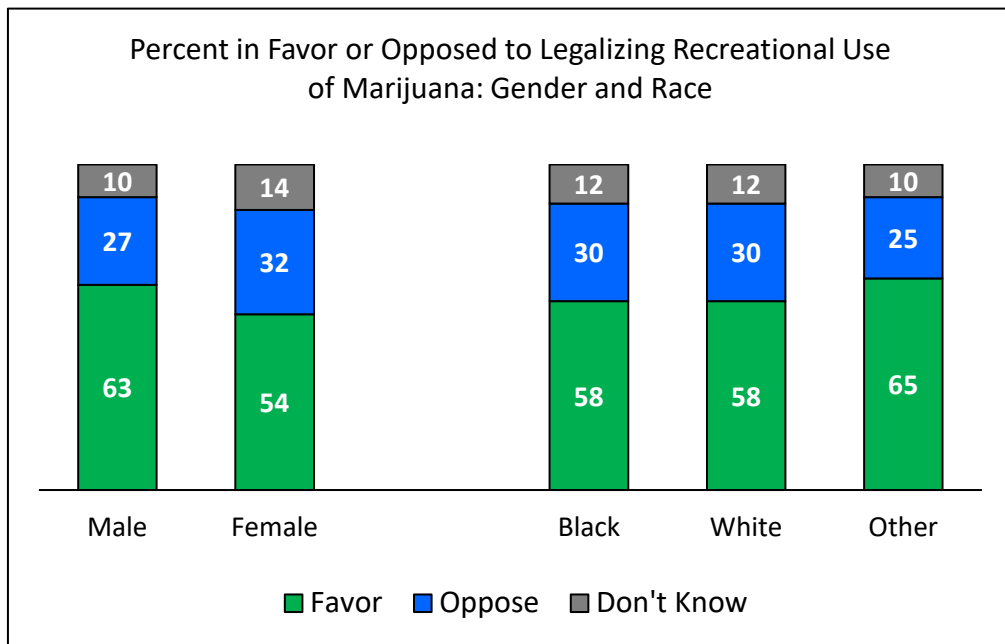
LEGALIZATION OF RECREATIONAL MARIJUANA



The results of the 2022 survey indicate that a solid majority of registered voters in Louisiana are in favor of legalizing the recreational use of marijuana. Thirty percent are opposed to the idea while twelve percent said they did not have an opinion on the matter.

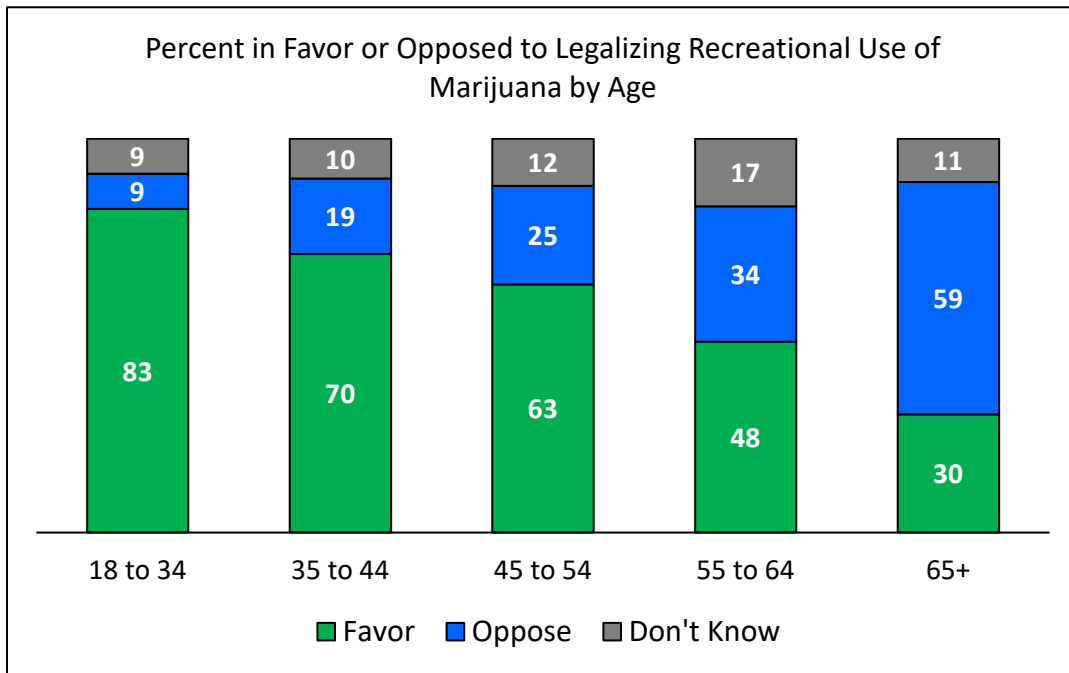
The trend chart illustrates there has been a dramatic change over time in the public's attitude on the topic of legalizing the recreational use of marijuana in the state.² The first three surveys show a majority of respondents reacting negatively to the idea of marijuana legalization. The past two surveys, however, reveal a complete reversal in opinion. Fifty-five percent of respondents in 2021 thought that the recreational use of marijuana should be legalized. In the most recent poll, the percentage of respondents who support legalization is nearly double that of those who oppose it.

² Statewide polls were conducted in March 2018; May 2019; April 2020; April 2021; and March 2022. The first three surveys utilized interactive voice response (IVR) polls to collect the data. The 2021 poll employed a dual mode method by using both IVR and live interviewers. The 2022 survey used only live interviewers.

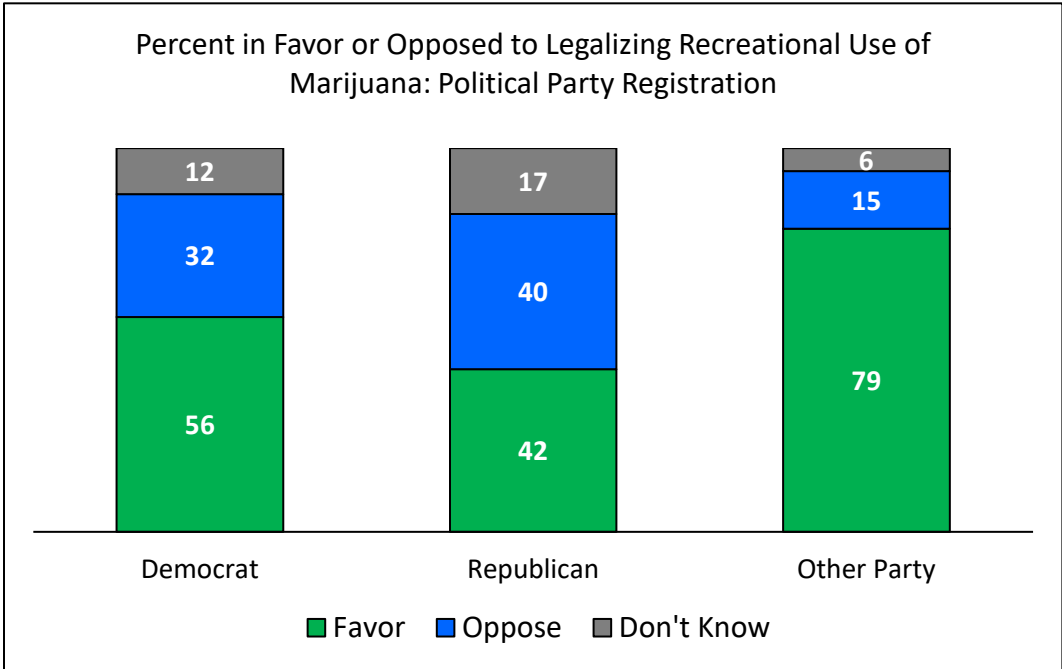


A breakdown of how males and females view the idea of legalizing recreational marijuana indicates there is a bit of a gender gap on this issue. Males are more in favor of the idea by nine percentage points while females are slightly more opposed.

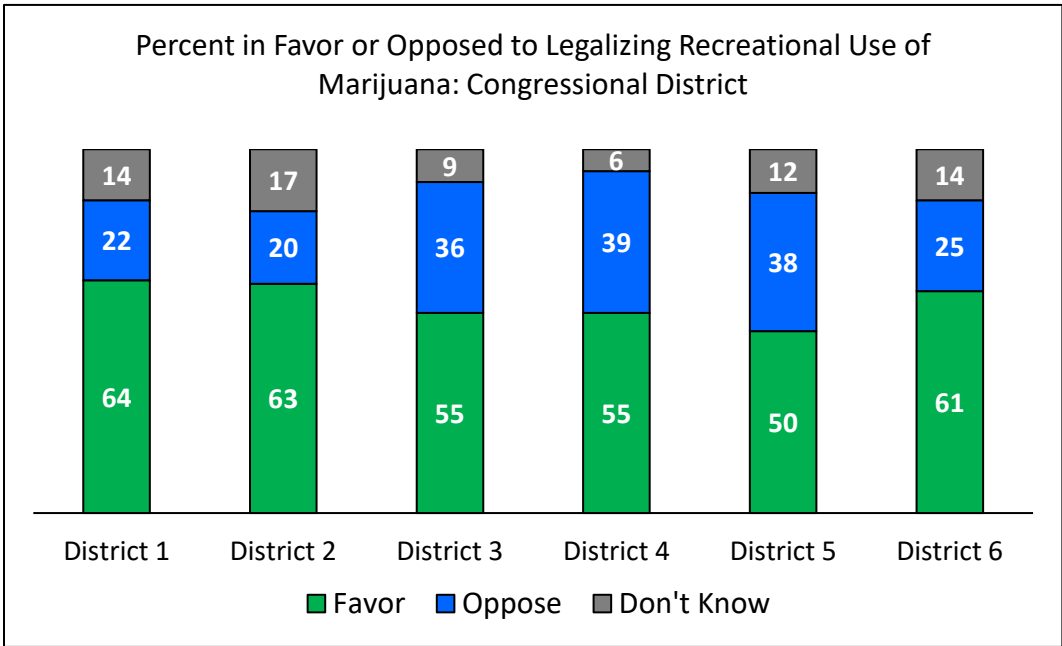
According to the data, whites and blacks are on the same page when it comes to their opinion on marijuana policy. Whites and blacks are equally supportive of legalization. The percentage in opposition is also the same for both sets of respondents. Non-black minorities are more in favor of than opposed to legalization by more than a two-to-one margin.



Attitudes toward the legalization of marijuana for recreational use are strongly influenced by age. The graph indicates there is a strong negative relationship between age and support for legalization. As age increases, favorability toward legalization declines considerably. The youngest age cohort is by far more sympathetic towards the idea of legalizing marijuana while senior citizens are firmly against it. Seniors are six times more likely than the youngest respondents to oppose legalization. Respondents in the middle three age cohorts are more in favor than opposed to the idea of legalization.



Not surprisingly, opinion is somewhat polarized along party lines. Democrats are in favor of legalization by a large margin while Republicans are basically split in their position. They are also slightly more likely than Democrats to hesitate expressing an opinion on the issue. Third party adherents/Independents are solidly in favor of legalization.



There was a degree of variation in opinion across the six congressional districts. The idea of legalization was most popular in District 1, District 2, and District 6. Majorities in District 3 and District 4 were also amenable to having marijuana legalized for personal use. Even in District 5 where respondents expressed the least support for legalization, more people favored than opposed legalizing the recreational use of marijuana.

Appendix

Hi, this is _____, may I speak to _____ (Contact name)?
I'm calling from the University of New Orleans. We're interested in people's opinions on issues facing Louisiana.

Do you favor or oppose the legalization of the recreational use of marijuana in Louisiana?

FAVOR
OPPOSE
DON'T KNOW

Sample Demographics

Age Category				
	Frequency	Percent	Valid Percent	Cumulative Percent
18 to 34	80	24.7	24.7	24.7
35 to 44	57	17.6	17.6	42.3
45 to 54	49	15.2	15.2	57.5
55 to 64	59	18.1	18.1	75.6
65+	79	24.4	24.4	100.0
Total	325	100.0	100.0	

Race				
	Frequency	Percent	Valid Percent	Cumulative Percent
White	203	62.5	62.5	62.5
Black	102	31.3	31.3	93.8
Other	20	6.2	6.2	100.0
Total	325	100.0	100.0	

Gender				
	Frequency	Percent	Valid Percent	Cumulative Percent
Male	148	45.4	45.4	45.4
Female	177	54.6	54.6	100.0
Total	325	100.0	100.0	

Congressional District				
	Frequency	Percent	Valid Percent	Cumulative Percent
District 1	58	17.9	17.9	17.9
District 2	54	16.7	16.7	34.6
District 3	53	16.3	16.3	50.9
District 4	51	15.6	15.6	66.4
District 5	52	16.1	16.1	82.5
District 6	57	17.5	17.5	100.0
Total	325	100.0	100.0	