

University of New Orleans

ScholarWorks@UNO

DRU Workshop 2011 Presentations - Disaster
Resistant University Workshop: Building
Partnerships in Mitigation

Conferences and Workshops

2-2011

Citizen Corps for CERT

Kevin Bosarge
Tangipahoa Parish

Follow this and additional works at: <https://scholarworks.uno.edu/dru2011>

Recommended Citation

Bosarge, Kevin, "Citizen Corps for CERT" (2011). *DRU Workshop 2011 Presentations - Disaster Resistant University Workshop: Building Partnerships in Mitigation*. Paper 36.
<https://scholarworks.uno.edu/dru2011/36>

This Presentation is brought to you for free and open access by the Conferences and Workshops at ScholarWorks@UNO. It has been accepted for inclusion in DRU Workshop 2011 Presentations - Disaster Resistant University Workshop: Building Partnerships in Mitigation by an authorized administrator of ScholarWorks@UNO. For more information, please contact scholarworks@uno.edu.



History



Following the tragic events that occurred on Sep. 11, 2001, citizens asked, "What can I do?" and "How can I help?"

In 2002, the President of the United States launched Citizen Corps.

Created to help coordinate volunteer activities that will make our communities safer, stronger and better prepared to respond to any emergency situation.

Why Involve Citizens?



In 95% of all emergencies, bystanders or victims themselves are the first to provide emergency assistance or to perform a rescue.

Less than 1 percent of the U.S. population is an emergency responder.

Citizen Corps Partners



Volunteers in Police Service (VIPS) works to enhance the capacity of state and local law enforcement to utilize volunteers.



Neighborhood Watch/USAonWatch incorporates terrorism awareness education into its existing crime prevention mission.



The **Community Emergency Response Team (CERT)** program educates and trains citizens in basic disaster response skills.



The **Medical Reserve Corps (MRC) Program** helps medical, public health, and other volunteers offer their expertise.



Fire Corps promotes the use of citizen advocates to provide support to fire and rescue departments.

C.E.R.T.



1985 Mexico City Earthquake:

- 4 quakes and 10,000 deaths
- Over 100 untrained volunteers died during rescue



1986 Los Angeles Earthquake:

- LA Fire Department developed pilot program
- Trained a group of leaders in a neighborhood watch organization

Citizen Corps Councils

Region 8

Caldwell
Lincoln
Madison
Ouachita
Union

Region 2

Ascension
East Baton Rouge
East Feliciana
Livingston

Region 9

Tangipahoa
LA Campus Compact - Statewide

Region 1

Jefferson
Orleans
Plaquemines
St. Bernard

Region 3

Lafourche
Terrebonne

Region 4

Iberia
St. Martin

Region 6

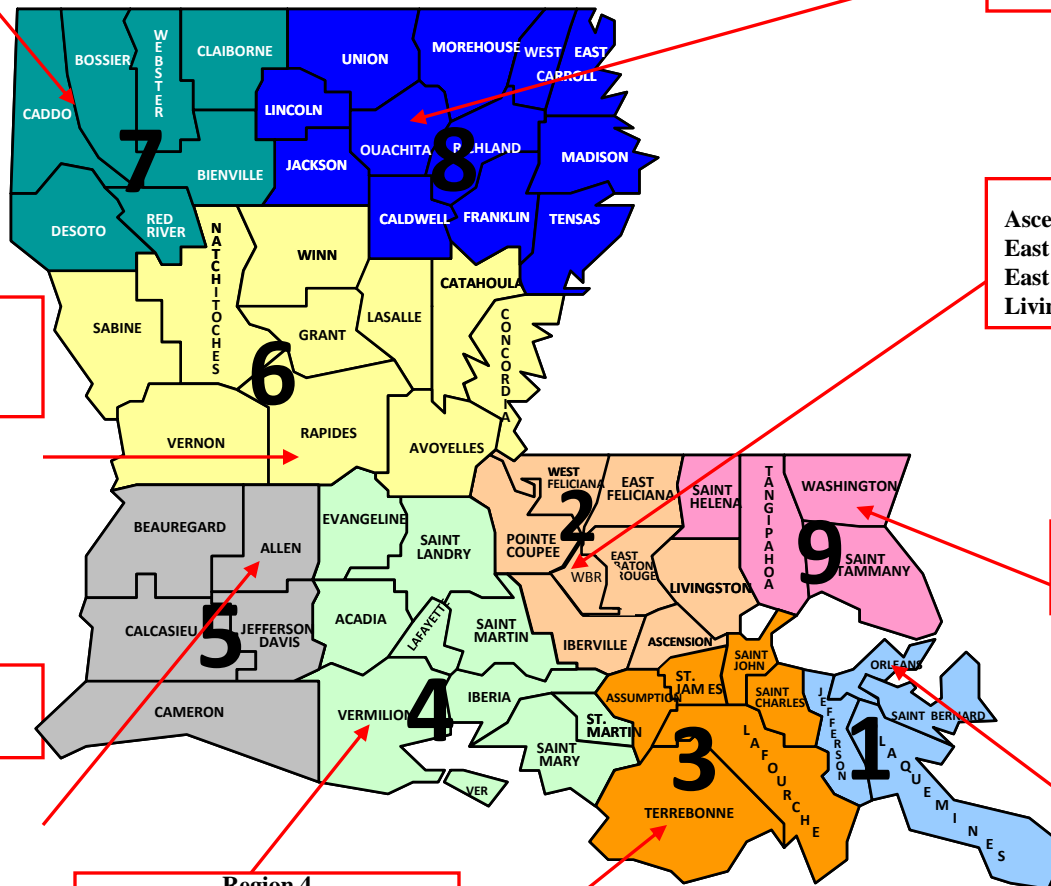
Natchitoches
Sabine
Winn

Region 5

Calcasieu
Jefferson Davis

Region 7

Caddo-Bossier
Claiborne
DeSoto



Contact Information

Chelsea Brown


Louisiana State Citizen Corps Coordinator

Grants Specialist, GOHSEP

225-922-0260


chelsea.brown@la.gov





COMMUNITY EMERGENCY RESPONSE TEAM


Starting a CERT Program



- CERT BACKGROUND
 - CERT Overview



CERTs are formed by members of a neighborhood or workplace who want to be better prepared for the hazards that threaten their communities.




- CERT BACKGROUND
 - CERT Overview

"We will ask State and local officials to create a new, modern civil defense service, similar to local volunteer fire departments, to respond to local emergencies when the manpower of government is stretched thin. . . ."

~ President Bush (Nov. 8, 2001)

CERT is one answer to the President's challenge.


When deployed appropriately, however, CERTs can complement and enhance first-response capability in neighborhoods and workplaces by ensuring the safety of themselves and their families working outward to the neighborhood or office and beyond until first responders arrive.



- CERT BACKGROUND

- CERT Overview
- CERT Roles
- Identifying and mitigating potential hazards in the home and workplace.
- Initiating plans to prepare themselves and their loved ones for the hazards that they face.
- Participating in continuing education and training.
- Volunteering for projects to enhance the public safety of their communities.
- Conducting an initial size-up in their homes or workplaces.
- Reducing immediate dangers by turning off utilities, suppressing small fires, evacuating the area, and helping others.
- Working with CERT members and volunteers to establish a command post, staging area, and medical triage and treatment areas.
- Establishing and maintaining communication with responders.






- STARTING A CERT PROGRAM
 - Assessing Needs

Can trained and prepared community members in their neighborhood and workplace respond until professional help arrives?

Can trained CERT members be a resource to you for special projects or when extra hands are needed to support your efforts?

*The answer to both of these questions is **YES!***

Where should you begin? Just as in emergency planning, you should begin by assessing your community's disaster preparedness.




Where should you begin? Just as in emergency planning, you should begin by assessing your community's disaster preparedness.

How can CERT augment your community's response capability?

How To's

- * The CERT Role in Your Community
- * Developing Program Goals
- * Questions to Get You Started


The answer to these questions will help you determine the role CERT should play.



- STARTING A CERT PROGRAM
 - Assessing Needs
 - Identifying Resources




Starting a CERT program requires resources—personnel, equipment, and materials—and some type of program funding will be required.



Starting a CERT program requires resources—personnel, equipment, and materials—and some type of program funding will be required.


How To's

- * Funding a CERT Program
- * Ideas for Obtaining CERT Resources
- * CERT Program Personnel Resources



- STARTING A CERT PROGRAM
 - Assessing Needs
 - Identifying Resources
 - Gaining Support and Recruiting


Regardless of how well you organize your CERT program, it can't succeed unless you have the support of the key stakeholders in your community.



How To's

- * Developing Your Program Strategy
- * Developing CERT Partnerships
- * Developing Partnerships Checklist
- * Marketing CERT
- * Gaining Support From Local Leaders





- STARTING A CERT PROGRAM
 - Assessing Needs
 - Identifying Resources
 - Gaining Support and Recruiting
 - Acquiring Training Materials



Category	Items
----------	-------

Classroom and Exercise

Student Manuals (1 per student)

Chart Paper

Pencils/Pens

Wallet Cards

Computer (with PowerPoint 2000 software)

VHS Player

Easel Stands

Class A:B:C Fire Extinguishers (1 for every 5

Fire Pan & Propane Tank

Pyrex® Jar w/Lid (optional)

Wooden Matches

Road Flares and Pole

Medical Equipment

Triangular Bandages

Splints

Blanket

Jackets

Miscellaneous Supplies

Hard Hats

Work Gloves

Other (List):

Other (List):

Firefighters

Other (List):


Registration Forms

Other

Who takes the course


How often CERTs are deployed

How often do you use the computer?




- STARTING A CERT PROGRAM
 - Assessing Needs
 - Identifying Resources
 - Gaining Support and Recruiting
 - Acquiring Training Materials
 - Tailoring Training






How To's

- * Reviewing the CERT Content
- * Hiding PowerPoint Visuals
- * Changing the Master Slide
- * Reviewing CERT Activities
- * Updating CERT Materials
- * Inserting Photos Into PowerPoint
- * Tips for Using Photographs
- * Revising the Word Files
- * Keeping Your Instructors Current



- STARTING A CERT PROGRAM
 - Assessing Needs
 - Identifying Resources
 - Gaining Support and Recruiting
 - Acquiring Training Materials
 - Tailoring Training
 - Establishing a Training Cadre






The initial success of your program will depend on the quality of the basic classroom instruction.


How To's

- * Selecting Instructors
- * Establishing Instructor Standards
- * Preparing Instructors



- STARTING A CERT PROGRAM
 - Assessing Needs
 - Identifying Resources
 - Gaining Support and Recruiting
 - Acquiring Training Materials
 - Tailoring Training
 - Establishing a Training Cadre
 - Delivering Training






Overall Tips

* Start slowly. Don't take too much on in the beginning. Identify a target audience and deliver the training to that group. Then, evaluate the training and deliver it again before opening the program to the larger community.

* Allow plenty of lead time. You will have a lot of logistical arrangements to make before you're ready to deliver CERT for the first time. Be sure to allow enough lead time for the first delivery to ensure that your training is not affected by issues that could have been resolved had you not been in such a rush to get the program started.



Kevin Bosarge, LEM

Tangipahoa Parish CERT Coordinator

Deputy State CERT Advocate

985-634-6359

revkev37@yahoo.com