

Spring 5-17-2013

Automated Timeline Anomaly Detection

Joshua M. Barone

University of New Orleans, joshua.barone@gmail.com

Follow this and additional works at: <https://scholarworks.uno.edu/td>



Part of the [Other Computer Sciences Commons](#)

Recommended Citation

Barone, Joshua M., "Automated Timeline Anomaly Detection" (2013). *University of New Orleans Theses and Dissertations*. 1609.
<https://scholarworks.uno.edu/td/1609>

This Thesis is brought to you for free and open access by the Dissertations and Theses at ScholarWorks@UNO. It has been accepted for inclusion in University of New Orleans Theses and Dissertations by an authorized administrator of ScholarWorks@UNO. The author is solely responsible for ensuring compliance with copyright. For more information, please contact scholarworks@uno.edu.

Automated Timeline Anomaly Detection

A Thesis

Submitted to the Graduate Faculty of the
University of New Orleans
in partial fulfillment of the
requirements for the degree of

Master of Science
in
Computer Science
Information Assurance

by

Joshua Barone

B.S. University of New Orleans, 2004

May, 2013

Table of Contents

List of Figures.....	iv
Abstract.....	v
1.1 Background.....	1
1.2 Motivation.....	3
1.3 Objective.....	5
2.1 The Sleuth Kit.....	5
2.2 Event Log Formats.....	6
2.2.1 Windows NT Event Log Format.....	6
2.2.2 Windows Vista Event Log Format.....	13
2.2.3 Unix Log Format.....	19
3 Detecting Anomalies.....	20
4 TADpole.....	23
4.1 Discovery Phase.....	24
4.2 Parsing Phase.....	26
4.3 Detection Phase.....	27
4.4 Pairing Phase.....	29
4.5 Correlation Phase.....	31
4.6 Reporting Phase.....	33
5 Testing.....	35
5.1 Windows XP Professional - Roll Forward Test.....	38
5.2 Windows XP Professional - Roll Backward Test.....	40
5.3 Windows Vista Business - Roll Forward Test.....	41
5.4 Windows Vista Business - Roll Backward Test.....	44

5.5 Windows 7 Enterprise - Roll Forward Test	46
5.6 Windows 7 Enterprise - Roll Backward Test	48
5.7 M57-Patents Scenario.....	49
6 Conclusion	50
7 Future Work	51
8 References.....	52
9 Appendices	53
9.1 Appendix A: Windows XP Professional - Roll Forward Test.....	53
9.2 Appendix B: Windows XP Professional - Roll Backward Test.....	54
9.3 Appendix C: Windows Vista Business - Roll Forward Test	55
9.4 Appendix D: Windows Vista Business - Roll Backward Test.....	57
9.5 Appendix E: Windows 7 Enterprise - Roll Forward Test.....	58
9.6 Appendix F: Windows 7 Enterprise - Roll Backward Test	60
9.7 Appendix G: M57-Patent Scenario	60
10 Vita.....	65

List of Figures

Figure 1 Event log record header	6
Figure 2 Windows NT Event Log Cursor Format.....	8
Figure 3 Windows NT Event Log Record Format	10
Figure 4 Windows Vista Event Log Header Format	13
Figure 5 Windows Vista Log File Chunk Header Format.....	16
Figure 6 Windows Vista Event Log Record Format.....	18

Abstract

Digital forensics is the practice of trained investigators gathering and analyzing evidence from digital devices such as computers and smart phones. On these digital devices, it is possible to change the time on the device for a purpose other than what is intended. Currently there are no documented techniques to determine when this occurs. This research seeks to prove out a technique for determining when the time has been changed on forensic disk image by analyzing the log files found on the image. Out of this research a tool is created to perform this analysis in automated fashion. This tool is TADpole, a command line program that analyzes the log files on a disk image and determines if a timeline anomaly has occurred.

Keywords: Timeline, Anomaly, Forensics, Digital Forensics, Computer Forensics

1.1 Background

Our society has steadily become more technological and with this continuous introduction of technology, there is more opportunity for people to do nefarious things. This includes introduction of malware (viruses, trojan horses, etc...), identity theft, financial fraud, and more. Not only is there more opportunity for this type of crime, but the tools and tactics used are becoming more sophisticated. Tactics include better ways of hiding traces of the crime, better methods of encrypting data to prevent others from accessing incriminating data, using steganography to hide communications within innocuous transmissions, and others.

Digital forensics is the science of locating, collecting, preserving, and analyzing evidence from digital devices for use in exposing improper or illegal use of the digital devices. Devices include such items as computers, laptops, net-books, tablet computers, smartphones, smart appliances, video game consoles, and anything that electronically stores data or connects to the Internet. The digital media used by these devices to store data may be DVDs, CDs, flash memory, USB thumb drives, external hard drives, and others. Digital forensics is essentially a collection of practices and methodologies that layout how an investigator gathers digital evidence and analyzes it.

The modern forensics investigator has great responsibilities. If they are negligent in their handling of evidence, it is possible their actions will result in unjustified conviction of someone who is innocent or exoneration of someone who is guilty. An investigator must therefore be careful to reduce these risks as much as possible by ensuring the integrity of the evidence being examined as well as ensuring that the results of investigation is properly interpreted.

There are usually four stages to digital forensics investigation:

- Gathering of evidence - This is the stage in which all digital media that were seized are replicated. This is done by making a forensic copy. Traditionally this is an exact copy of the data, as well as a cryptographic hash that fingerprints the data to prove that it wasn't altered.
- Analysis of evidence - In this stage, all evidence that was gathered is processed and analyzed to determine what information is of forensic value. In this stage, the evidence is correlated to present a more complete picture of what was done. This involves various practices and procedures, like creating a timeline based on events in log files and timestamps on and in files on the system, also decrypting data on the system. This also includes recovering all files and data that were deleted, data in swap partitions, and hibernation storage files. There exist many tools (both commercial and open software), for performing these tasks within this step.
- Evaluation of evidence - In this stage, all evidence and analysis is put together to determine what was done on the system, as well as how it was done, and by whom. This is done by corroborating events with multiple pieces of evidence, if available. This stage is more of a practice of intuition on the part of the investigator, as the investigator's experience and training leads them in the understanding of the evidence and what it means. The investigator uses the evidence to draw conclusions about what was done and how it was done. These conclusions are formed by analyzing the evidence and comparing what is seen to

patterns that are documented by other investigators and patterns that have been experienced and documented by the investigator in the past.

- Presentation of evidence - In this stage, all information and evidence gathered is made into a format that others are capable of understanding. This includes reports explaining what steps were taken to collect evidence, the evidence collected, and conclusions drawn from the evidence.

1.2 Motivation

During the course of an investigation, it is usually very helpful to create a timeline of events that occurred on a target system. Timelines are often created from log files that are found on a system, and timestamp (MAC times) on files. MAC timestamps refers to the three timestamps that associated with a file. These timestamps are the time the file was last modified, last accessed (read), and the time the file was created. Creating these timelines is a well explored and studied practice. There are several tools that exist to aid in the creation of a timeline, including tools like log2time or GrokEvt.

- log2timeline¹ - This tool is a framework for automatic creation of a super timeline. The main purpose is to provide a single tool to parse various log files and artifacts found on suspect systems (and supporting systems, such as network equipment) and produce a timeline that can be analysed by forensic investigators/analysts.
- GrokEvt² - This tool is a collection of Python scripts designed for reading Windows NT style event logs. This include the event logs found on Windows NT, 2000, XP, and 2003.

These tools organize the events in log files in order to present a cohesive timeline of events. These tools are lacking though. There are assumptions made by these tools, when creating the timeline, that discount anomalies in the timeline. The focus of my research is on detecting anomalies in the timeline. These anomalies are possibly indicative of manipulation of the clock on a system. There could be several reasons for changing the clock on a system. Some of these reasons are benign; however, not all reasons are. These benign reasons could include things like:

- Testing code during development, to make sure it works as expected during certain periods of time.
- Changing time to accommodate for daylight savings time.
- Adjusting the clock to accommodate for clock skew.

More nefarious reasons could be:

- Temporarily changing the time, so that it appears that work was done in the past or future.
- Changing the clock backward in time to fool a piece of software with a trial license.
- Temporarily changing the time, so that any events logged appear in the past or future.

There is currently no automated way to detect these anomalies in a timeline. If an investigator wished to find evidence of these anomalies, it would have to be done manually, combing through multiple log files, which are very lengthy, and in the case of Windows logs in a binary format. Once these anomalies are found in the log files they

need to be correlated among the multiple logs to help prove their validity. This is a very daunting and tedious task, and one that should ideally be automated.

1.3 Objective

This research attempts to autonomously detect and report timeline anomalies. Our solution will also include an implementation in the form of an application that will be able to detect timeline anomalies within a disk image. This application is a proof of concept and will be limited to working on Windows based operating systems. There are a few reasons for this decision. The first is that the Windows operating system is the most pervasive. Another reason is that Windows event log files all share a consistent format. The application will make use of The Sleuth Kit, in order to work with files within a disk image. With some adjustments, other operating systems could be supported. Support for other operating systems is the focus of future work.

2.1 The Sleuth Kit

The Sleuth Kit is a programming library and a collection of tools that allow an investigator to inspect volume and file system information for a variety of filesystem types. The library provides access to the functionality of The Sleuth Kit, allowing it to be included as part of larger software applications. The Sleuth Kit has a built in understanding of many different filesystem types. It is particularly adept at working with the popular file systems found on Windows, Linux, Unix, and Mac OS X. Because the Sleuth Kit is an open source tool, there also exists community provided extensions and modifications of the Sleuth Kit to include new and updated file systems, as well as enhancements to the operation of The Sleuth Kit. With the Sleuth Kit it is possible to

treat a forensic disk image as if it were a physical hard drive. This allows the investigator to locate and read files within the image, also low level, sector-based I/O, metadata, et cetera.

2.2 Event Log Formats

2.2.1 Windows NT Event Log Format³

The Windows NT event log format is the format that is used in Windows NT and Windows XP. This log format is a binary and proprietary file format, which is not very well documented. Since Windows uses filename extensions to denote file types, these files all have the evt filename extension. The basic structures in this log file are records. There are 3 types of records (Header, Cursor, and Log). The first record of the file is the header, which instructs how to read the log file. The header is the first 48 bytes at the beginning of the file. The header is described as follows:

record size	magic	unknown
unknown	first offset	write offset
next record number	first record number	filesize
flags	retention period	record size

Figure 1 Event log record header

Each block is described as follows:

- record size - This 32 bit block denotes the size of this record in bytes, which in this case is a header and has a fixed size of 48 bytes. This block is repeated at the end of the header as well.

- magic - This is a predetermined 4 bytes (32 bits) that can be used to validate that this is a Windows NT event log header. The 4 bytes are “LfLe”.
- unknown - There are two 32 bit blocks whose purpose is undocumented. The value of these blocks is always 1. Possibly this is specifying the version of the log format.
- first offset - This 32 bit block is the offset into the file where the first log record can be found.
- write offset - This 32 bit block is the offset into the file where the next log record would be written to.
- next record number - This is the next event record id number to use.
- first record number - This is the event record id number of the first record in this log.
- filesize - The size of this log file in bytes.
- flags - This 32 bit block contains bit flags.
 - 0x01 (Dirty) - This flag is set when the log is first written to. If the log entry is added without incident this flag is unset, meaning the header data is all valid.
 - 0x02 (Wrapped) - This flag denotes a wrapped log, meaning the newest log entry is at a lower offset than older entries.
 - 0x04 (Log Full) - This flag is set if the log can not be written to because there isn't enough free space in the file and the file could not grow any larger (disk full or max file size reached) and AutoBackupLogFiles is not

configured and retention does not allow overwriting the oldest event record.

- 0x08 (Primary) - This flag is set in an active log file denoting that it is not a backup log file.
- retention period - This 32 bit block contains the retention period (in seconds) used for this log file.

Once the header is read and parsed, the next step in the process is to read in the cursor. The cursor is described in Figure 2.

record length	magic number			
first offset	write offset	next record number	first record number	record length

Figure 2 Windows NT Event Log Cursor Format

The blocks of the cursor are described as follows:

- record length - This 32 bit block denotes the size of this record in bytes, which in this case is a cursor and has a fixed size of 40 bytes. This block is repeated at the end of the header as well.
- magic number - This is a predetermined 16 bytes (128 bits) that can be used to validate that this is a Windows NT event log cursor. The 16 bytes are “\x11\x11\x11\x11\x22\x22\x22\x22\x33\x33\x33\x33\x44\x44\x44\x44”.
- first offset - This 32 bit block is the offset into the file where the first log record can be found.
- write offset - This 32 bit block is the offset into the file where the next log record would be written to.
- next record number - This is the next event record id number to use.

- first record number - This is the event record id number of the first record in this log.

The cursor record should be found at the offset specified in the write offset field in the header. If, however, the cursor is not found at that offset, which can happen if the cursor has been moved but the machine was shut down before the header was updated, it must be found by doing a manual search. This can be done by reading 128 bit sequences, starting from the end of the file and working back toward the beginning, and comparing them to the cursor's magic number. The match denotes that the cursor has been found. The cursor can be used to read in the log records within the file. This can be done by reading log records starting at the first offset, denoted by either the header or the cursor, and reading the calculated number of records. The number of records is calculated as the next record number minus the first record number. Each log record takes format as described in figure 3.

record length		magic number	
message number		date created	
date written		event id / offset	
event type	string count	category	unknown
unknown		string offset	
SID length		SID pointer	
data length		data pointer	
Log Source (variable length)			
Computer Name (variable length)			
General Buffer (variable length)			

Figure 3 Windows NT Event Log Record Format

Each block is described as follows:

- record length - This 32 bit block denotes the size of this record in bytes, which in this case is a log record and is variable in size.
- magic number - This is a predetermined 4 bytes (32 bits) that can be used to validate that this is a Windows NT event log header. The 4 bytes are “LfLe”.
- message number - This 32 bit block contains the message number.
- date created - 32 bit block containing the date the record event was created. This time is denoted as seconds since epoch, and in UTC/GMT format.
- date written - 32 bit block containing the date the record event was written. This time is denoted as seconds since epoch, and in UTC/GMT format.
- event id / offset - This is a 32 bit block containing the Event ID and the offset into the system DLL that contains the message template corresponding to the event.

The high order two bytes are the offset into the system DLL. The low order two bytes are the Event ID. Together, as the single 32 bit block, they are used as a parameter to FormatMessage() in a Windows system to get the message from the corresponding DLL.

- event type - This is a 16 bit block containing the event type. This has one of 5 values.
 - Error - This event type indicates a significant problem occurred, such as loss of data or functionality.
 - Warning - An event of this type is not indicative of an immediate problem, but may be reporting the potential for a problem.
 - Information - This event type contains information regarding the successful operation of an application.
 - Success Audit - This event type is indicative of the successful attempt of security access, such as user login or privilege escalation for installing software.
 - Failure Audit - This event type is indicative of the failed attempt of security access.
- string count - This is a 16 bit block containing the number of strings in the event. This refers to the number of strings in the variable section.
- category - This 16 bit block denotes the event category.
- unknown - This is a 48 bit block, whose purpose is unknown, contents vary.
- string offset - This is the offset, from the beginning of the record, of a sequence of UTF-16 strings, all of which are NULL terminated ('\x00\x00').

- SID length - This is a 32 bit block containing the length of the SID section. This is set to 0 if the section isn't included.
- SID offset - This 32 bit block contains the offset, from the beginning of the record, to the beginning of the SID section.
- data length - This 32 bit block contains the length of the supplementary data section. This is set to 0 if the section isn't included.
- data offset - This 32 bit block contains the offset, from the beginning of the record, to the beginning of the supplementary data section.
- variable length sections
 - log source - This section is the collection of strings used when looking up which DLLs to use for retrieving the message string based on Event ID.
 - computer name - This section is a UTF-16 string, that is NULL terminated ('\x00\x00'), containing the computer name that generated the log entry.
 - general buffer - This section contains the SID section as well as supplementary data section.

In some instances, the log record is wrapped. In this case the record begins as the last record in the file, but its contents is too long. When this happens, the contents are continued at the beginning of the file, behind the header. To read this kind of record, first the end of the file needs to be read and then the remaining data needs to be read from the beginning of the file.

Utilizing the header and the information contained within it, the various record types can be parsed out. These records allow for the understanding of each log event

and when it occurred. And they combine to present a picture of the events occurring on a computer system.

2.2.2 Windows Vista Event Log Format⁴

The Windows Vista event log format is the format that is used in Windows Vista and Windows 7. This log format is a binary and proprietary file format, which is not very well documented. Since Windows uses filename extensions to denote file types, these files all have the evtx filename extension. The log file starts with a header. The header is the first 4096 bytes of the file. Only the first 128 bytes (1024 bits) of the header are actually used right now. The thinking behind this is that the header is loaded into memory in order to expedite access. Since memory is allocated in pages, with 4096 bytes being the physical page size, it makes sense for the header to be this long. Figure 4 describes the layout of the header.

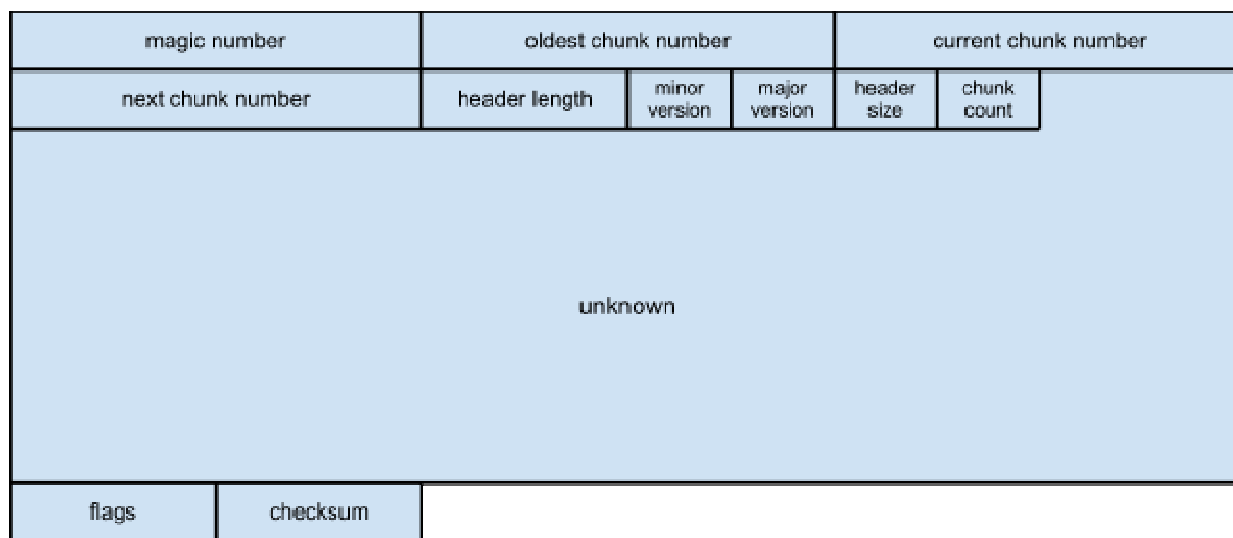


Figure 4 Windows Vista Event Log Header Format

Each block of the header is described as follows:

- magic number - This is a constant 64 bit block that helps to identify this file as a Windows Vista event log file. The constant value is "ElfFile\x00".
- oldest chunk number - This 64 bit number is the index of the oldest chunk in the log file.
- current chunk number - This is the 64 bit number of the current chunk in the log file.
- next chunk number - This is the 64 bit number of the next chunk to be created in the log file.
- header length - This unsigned 32 bit number is the length of the first part of the header in bytes. This is a constant number, 128 bytes (0x80).
- minor version - This unsigned 16 bit number is the minor version of the format of the log file.
- major version - This unsigned 16 bit number is the major version of the format of the log file. This will be 2. Version 1 was the Windows NT Event Log file format.
- header size - This is an unsigned 16 bit number indicating the size of the entire header in bytes. This is a constant value of 4096 bytes (0x1000).
- chunk count - This is an unsigned 16 bit number expressing the number of chunks contained in the log file.
- unknown - This is a 76 byte section whose purpose is unknown. This section has a constant value of all 0s.
- flags - This unsigned 32 bit block contains binary flags.

- checksum - This unsigned 32 bit block contains a CRC-32 checksum which is calculated over the first 120 bytes (0x78) of the header. This includes everything up to the flags.

Each log file is divided into one or more “chunks.” These chunks hold the recorded events. Each chunk is 64 kilobytes in length. During the system’s operation, the current chunk is loaded in memory in order to provide faster access. The first 512 bytes (0x200) of each chunk is the header, which describes the layout of the data in the chunk. The layout of the chunk header is described in Figure 5.

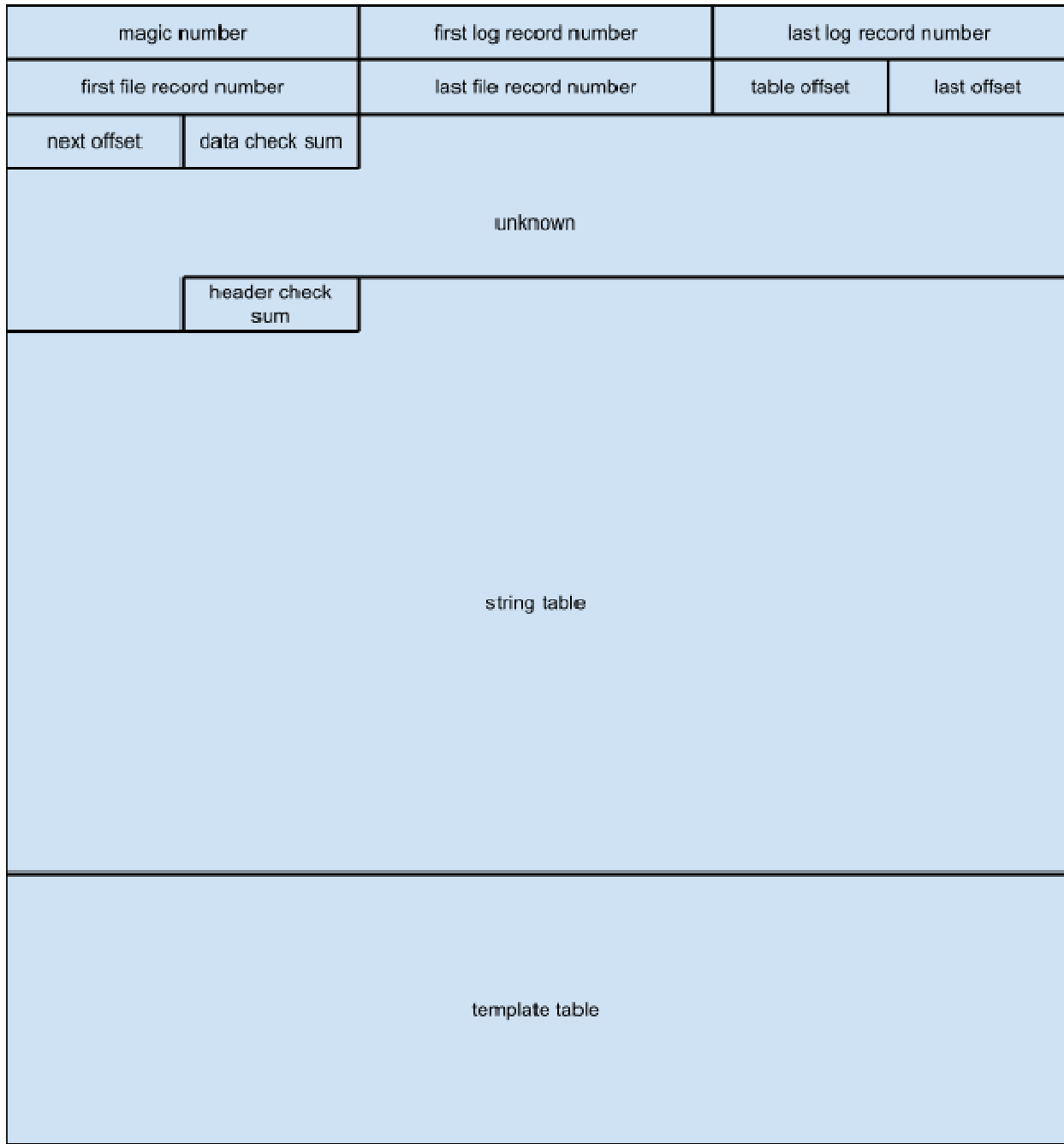


Figure 5 Windows Vista Log File Chunk Header Format

Each block of the chunk header is described as follows:

- magic number - This is a constant 64 bit block that helps to identify the chunk within the log file. The constant value is "ElfChnk\x00".
- first log record number - This is the 64 bit number of the first chunk in the log.

- last log record number - This is the 64 bit number of the last chunk in the log.
- first file record number - This is the 64 bit number of the first chunk in this log file.
- last file record number - This is the 64 bit number of the last chunk in this log file.
- table offset - This unsigned 32 bit number is the offset within the chunk to the beginning of the tables.
- last offset - This unsigned 32 bit number is the offset within the chunk to the last record.
- next offset - This unsigned 32 bit number is the offset within the chunk to the next record location to be written.
- data checksum - This unsigned 32 bit block contains a CRC-32 checksum which is calculated over the contents of the chunk, excluding the header.
- unknown - This is a 68 byte block whose purpose is unknown.
- header checksum - This unsigned 32 bit block contains a CRC-32 checksum which is calculated over the contents of the chunk header. The checksum calculation excludes 8 bytes of the header starting at the offset 120 (0x78). This is the last 4 bytes of the unknown block and the header checksum field.
- string table - This is a 2048 bit block that is a collection of strings that would otherwise be duplicated within the chunk.
- template table - This is a 1024 bit block this is a collection of template strings that would otherwise be duplicated within the chunk. A template string is an incomplete string, meaning the string is missing information that will be included before being displayed. For an example, this could be a string that is duplicated several times differing only in timestamps.

If the log file is empty, there will be a chunk in the file, but each of the chunk number fields will have a value of -1, except for the first log record number field which would be set to 1. The data section of each chunk is further divided into event records. The structure of these event records is described in Figure 6.

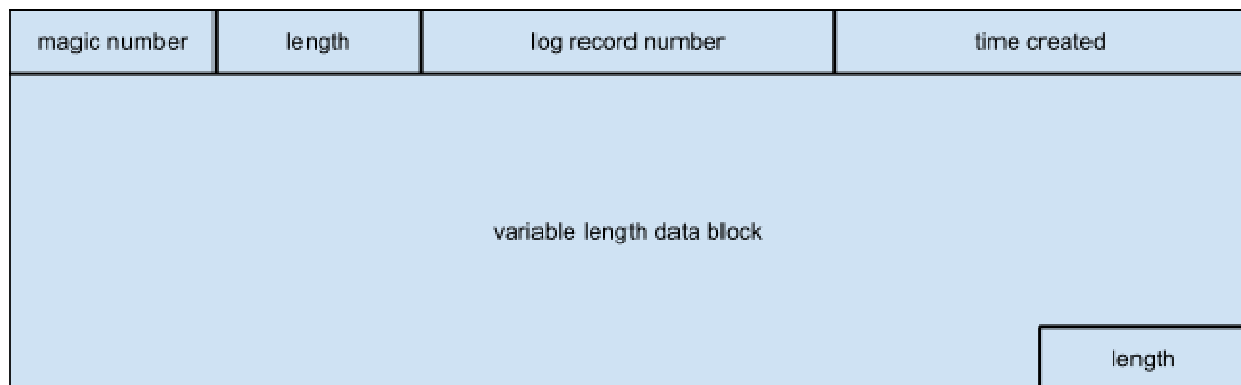


Figure 6 Windows Vista Event Log Record Format

Each block of the event record is described as follows:

- magic number - This is a constant 32 bit block that helps to identify the event record within the chunk. The constant value is “**\x00\x00”.
- length - This is the unsigned 32 bit number denoting the entire length of the event record. This length field is repeated at the end of the event record.
- log record number - This is a 64 bit number representing the identifying number of the event record. This number is relative to the event records within the same log channel.
- time created - This is a 64 bit block that contains the time the event record was created. This field is in Windows Vista FILETIME format, which is units of 100 nanoseconds since 1601-01-01T00:00:00.
- variable length data block - This block contains the information being logged in this event record. The data is actually a proprietary binary encoding of XML data.

2.2.3 Unix Log Format

There are many different log files on Unix and Linux systems. These file includes several system logs as well as others such as apache logs on web servers and others. Most logs on these systems can be found in the `/var/log` directory. There are five primary log files to be considered on a unix system.

- `/var/log/btmp` - contains the failed login history.
- `/var/log/messages` - contains messages from the syslog facility. This file might instead be called `/var/log/syslog` on some systems.
- `/var/log/secure` - contains the logged information for access and authentication.
- `/var/run/utmp` - contains the summary of currently logged on users.
- `/var/log/wtmp` - contains the history of logins and logouts on the system.

Most log files on Unix systems are simple text files. These text files separate each logged event with a new line. The format of these logged events, however, is different and unique to each log file. There isn't a defined pattern for the log files such as there are on Windows systems. A big difference though between log files on unix and windows is documentation. Even though the log files each have a different format, they are easy to read and are usually well documented as to what each field is and it's purpose. Because of the multiple formats that these log files use, they are being excluded from the tool being implemented by this research, but it is worth noting that this could be included in future versions.

3 Detecting Anomalies

At the heart of the solution for autonomously detecting anomalies in the timeline is the understanding of how log files are created. When applications and operating systems are logging events, log entries are added to the log in the order that they are received. This is the key to the solution. Current timelining solutions assume that entries with timestamps that are out of order, e.g., an entry is followed by an entry whose timestamp precedes it, are the result of delays in the I/O or threading issues. While this is sometimes the case, when someone is purposefully manipulating the time on a computer system, these out of order entry sequences will always be present in an unaltered log file. Of course, the presence of these entry sequences is not enough to verify that a timeline anomaly is present. There must be more evidence to corroborate the existence of the anomaly.

This evidence is found in the form of timeline gaps. A gap in the timeline is simply two log entries where the delta in the timestamps for those entries is of a significantly long time. Again, a gap in the timeline is not in and of itself evidence of a timeline anomaly. Gaps in the timeline occur for many innocuous reasons, such as a machine that was put to sleep or powered off, applications and operating systems left in an idle state, and any other reason where the system is not generating log events for a period of time. The gap in the timeline is only significant when that gap is paired with entries whose timestamps are out of sequence.

There are 2 cases that need to be considered. The first case is when the clock was set back in time. This means that the person purposefully sets the clock back in time, does some work, and then set the time back to the current time (real time). When

this occurs the log file will first have entries with out of sequence timestamps, several more log entries, and eventually entries denoting a gap in the timeline. This will be defined as a roll back, since the clock was temporarily rolled back in time. The second case to consider is when the clock was set forward in time. This is when a person sets the clock forward in time, does some work, then sets the time back to the current time (real time). In this case the log file will first have entries that denote a gap in the timeline, followed by more log file entries, and eventually entries with out of sequence timestamps. This case will be defined as a roll forward, since the clock is temporarily rolled into the future. In both of these cases the log entries that occur between the 2 anomaly markers are going to have timestamps that are within the anomalous timeline. That is timestamps in the anomalous timeline would be past timestamps in the case of a roll back, or future timestamps in the case of a roll forward. The collection of log events is what make up an anomaly pair. An anomaly pair contains 4 events. The first 2 events are the pair that make up the original roll forward or roll back. The second 2 events are the pair events that make the reset of the time to the current time. An anomaly pair is also indicative of two separate timelines. The first timeline considered is the anomalous timeline. This timeline is represented by the timestamps of the second event in the first pair and the first event in the second pair, this would be events 2 and 3 respectively within the anomaly pair collection. The second timeline is the real time timeline, meaning it represents the timeline that existed before the clock was changed. This timeline is represented by the timestamps of the first event of the first pair and the second event of the second pair, this would be event 1 and 4 respectively within the anomaly pair.

Finding evidence of either a roll forward or a roll back in a log file is not sufficient evidence to determine a timeline anomaly has occurred. To truly determine that an anomaly has occurred, it is necessary to correlate the anomaly with anomalies found in other log files on the system. Doing this correlation is not a simple task. Individual log channels log events in varying frequencies. For this reason, anomalies will not match up exactly across log files. There are actually 4 cases which need to be considered for correlating anomalies. This cases are demonstrated in figure 7.

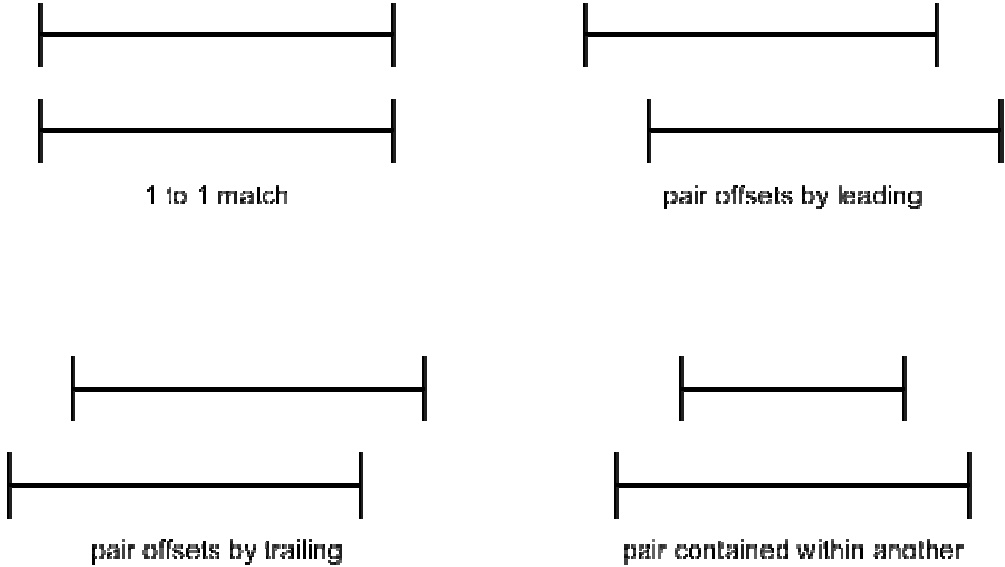


Figure 7 Correlation Categories for Anomalies

The correlation patterns are further described below:

- 1 to 1 match - This is the best case scenario for event correlation. This would be the pattern found if the two anomaly pairs contains the exact timestamps. This is the least likely pattern to be found, due to different logs recording different types of events. Each event type is most probably not occurring at the exact time on a system.

- pair offsets by leading - In this case the first anomaly pair precedes the second pair with an overlap of the anomalous timelines.
- pair offsets by trailing - In this case the first anomaly pair trails the second pair with an overlap of the anomalous timelines.
- pair contained within another - This case occurs when one pair's anomalous timeline starts after the other and finishes before it.

The more log files that correlate an anomaly, the greater the probability that the anomalous event is not a false positive. The correlation across multiple log files can also be used to narrow the window of real time and widen the window of anomalous time to get a more accurate picture when the roll back or roll forward occurred, as well as how long the anomalous period lasted. This is beneficial to the investigator in that it can help narrow the focus to files that were altered during the anomalous time periods.

4 TADpole

Along with this research a tool was created to demonstrate the concepts presented here. This tool is TADpole. TADpole is a utility application that operates on a forensic disk image to detect timeline anomalies. TADpole is designed for performing timeline anomaly detection on Microsoft Windows operating system based disk images. The reason for this focus is the consistent nature of the log files on these systems. Since Unix and Linux log files are all of varying formats it becomes more difficult to quickly develop an application that could parse out these formats. Unix support is the subject of future work.

TADpole is a console application written in C++, focusing on running on Unix, Linux, and Mac OS X platforms. These platforms were chosen because they provide many libraries to aid in the development of the application, and these libraries are consistent across these platforms. There are several reasons that the C++ language was chosen for developing TADpole.

- Object Oriented Programming design patterns can be used.
- Linux / Unix / Mac OS X all have gcc compilers, make, and autotools making building of the application easier and consistent on all platforms.
- The Sleuth Kit is a C/C++ library. On Linux, Unix, and Mac OS X platforms this library is a single library file making it easy to import. On Microsoft Windows platforms this library is spread out across multiple dynamic link library files.
- C++ allows for easy parsing and understanding of the binary file formats found in windows event log files.

TADpole is designed to operate in several phases: discovery, parsing, detection, pairing, correlation, and finally reporting. These phases are described below in more detail.

4.1 Discovery Phase

The discovery phase is the phase in which the log files within the image are located so that they can be processed. This is accomplished by leveraging The Sleuth Kit application library. The Sleuth Kit library is used to open a forensics disk image and locate log files in the system. This is done by extending a provided class in the library, TskAuto. The TskAuto class provides a way to iterate over every file in an image. When

a file is found a function, processFile, is called to handle the processing of the found file. This allows for inspecting the file to make sure that is a log file, and if so, inspect the file for anomalies. To leverage this, a class was created that extends TskAuto. This class is LogProcessor. LogProcessor implements the the virtual function necessary for TskAuto to accomplish its work. This function has the following signature:

```
virtual TSK_RETVAL_ENUM processFile
    (TSK_FS_FILE* fs_file, const char *path);
```

This is the function that initiates the work of identifying if the given file is indeed a log file. Because TADpole is only concerned with Windows Event Log Files this becomes a simple task. The processFile function simply looks at the filename contained within the TSK_FS_FILE structure and looks to see if it ends with evt or evtx file extensions. This check is done with a simple helper method within the LogProcessor, hasEnding. This function takes the filename and the expected extension as arguments and returns true if the filename ends with the file extension, and false otherwise. Since the filesystem on Windows Systems (FAT32, NTFS) are case insensitive it is necessary to make both strings lowercase first to ensure that the match is not determined by case. The function makes use of the C++ string library in order to transform the strings and do the comparison. The function can be seen here:

```
bool hasEnding
    (std::string const &fullString, std::string const &ending)
{
    std::string lf(fullString);
    std::string le(ending);

    std::transform(lf.begin(), lf.end(), lf.begin(), ::tolower);
    std::transform(le.begin(), le.end(), le.begin(), ::tolower);

    if (lf.length() > le.length())
        return (0 == lf.compare(
```

```

        lf.length() - le.length(),
        le.length(),
        le));
    else
        return false;
}

```

If it is determined that the file being processed is indeed a Windows Event Log File, the next phase is triggered for the file.

4.2 Parsing Phase

The parsing phase is the phase in which the Windows Event Log File is parsed and the events are extracted for analysis. To accomplish this an object oriented design was used. An interface was created, ILogParser, in order to capture the work needed to be done by a parser. This interface is defined as follows:

```

class ILogParser
{
    public:
        virtual std::string getExtension() = 0;
        virtual std::vector<LogEvent*>
            parseLogFile(TSK_FS_FILE *file, const char *path) = 0;
};

```

This interface provides two method definitions. The first, getExtension, defines a method to return a string containing the file extension that the parser is capable of working on. The second function, parseLogFile, is the function that actually does the parsing of the log file and returns a collection of LogEvent objects. The LogEvent class is a data holder class that is defined in the application that holds three pieces of data, date created, date written, and event id. These 3 pieces of information are the minimal requirements for processing the timeline for anomalies. By returning this uniform data

type, the implementing parsers can be used in a uniform way, independent of the event entry types of their corresponding log files.

With the interface defined as above, two parsers were created, EvtLogParser and EvtxLogParser. EvtLogParser was created to work on Windows NT Event Log Files with the evt file extension. EvtxLogParser was created to work on Windows Vista Event Log Files with the evtx file extension. These parsers work on their respective log file formats to create a collection of LogEvents. The collection that is returned from the parsers is an ordered collection of LogEvents. The order of the events is the same as the order found in the log file. This is an important note, as it will aid in the next phases of the program.

4.3 Detection Phase

In the detection phase, TADpole seeks to find, or detect, anomalies within the LogEvent collection parsed from a log file. This is accomplished by walking the collection from beginning to end, comparing an event to the one that follows. When comparing the LogEvents it is necessary to compare both the date created as well as the date written. Though these two dates are often the same within an event, it is not always the case. There might be a delay in the time that an event is created and when it can be written to the event log. This delay could occur for various reasons, such as slow disk writes causing buffering or the central processing unit of the computer system handling another process temporarily so that the write of the event is paused. Because these dates might be different, they must be accommodated.

There are two different types of anomalies to search for, roll forward and roll back. In each case we are comparing the current LogEvent to the one that follows

modified by a certain delta. The delta is provided to ensure that the anomalies that are found are actual anomalies and not events that were written to the file out of sequence. Two deltas were defined as number of seconds. These deltas were selected after analysis of several log files and some trial and error attempts.

```
#define FORWARD_JUMP_DELTA      3600// 1 hour
#define BACKWARD_JUMP_DELTA     300// 5 minutes
```

To detect a roll back anomaly the `BACKWARD_JUMP_DELTA` is used. This is done by adding the delta value to the date in the following `LogEvent` and comparing it to the date in the current `LogEvent`. If the modified date in the following `LogEvent` is less than the date in the current `LogEvent`, it is determined that a roll back anomaly has been found. The delta chosen for the backward jump is designed to insure that the out of order event dates are not a product of lag within the computer system but are purposeful manipulations of the clock.

To detect a roll forward anomaly the `FORWARD_JUMP_DELTA` is used. It is applied by subtracting the delta to the date in the following `LogEvent` and comparing it to the date in the current `LogEvent`. If the modified date in the following `LogEvent` is greater than the date in the current `LogEvent`, it is determined that a roll forward anomaly has been found. The delta of an hour was selected to help determine if the gap was significant and not just a small idle session on the computer system. The roll forward anomaly is the more difficult of the two anomalies to insure that it is an actual anomaly and not just a product of the computer being idle, sleeping, hibernating, or being shutdown for a period of time. From just this level of analysis of the log files, it is impossible to determine this. It is in the pairing phase that it is determined whether or not the gap is caused by an anomaly.

In either of the cases, when an anomaly is found, an Anomaly object is created. The anomaly object contains the two LogEvents that denote the anomaly as well as an indication of the anomaly type. As these Anomaly objects are created, they are added to a collection. The Anomaly collection is an ordered collection, where the order of the Anomaly objects is the same order as found in the log file. This is important for the next phase, as it aids in the pairing of the anomalies.

4.4 Pairing Phase

Within the pairing phase, all anomalies collected in the previous phase are analyzed, and where applicable are paired together to form an anomaly pair. TADpole finds these anomaly pairs by walking the collection of anomalies from beginning to end and comparing the Anomaly to the one that follows. There are two cases that need to be considered when pairing anomalies.

The first case is a roll forward followed by a roll backward. This case is indicative of the clock being pushed forward into a future date and time, then being reset to the current date and time after work was done. In code this would be found as the current Anomaly being looked at being of type `FORWARD_JUMP_ANOMALY` and the next Anomaly being `BACKWARD_JUMP_ANOMALY`.

The second case to be considered is a roll backward followed by a roll forward. This particular case is indicative of the clock being rolled back to a past date and time, then being reset to the current date and time after work was performed. In code this would be found as the current Anomaly being looked at being of type `BACKWARD_JUMP_ANOMALY` and the next Anomaly being `FORWARD_JUMP_ANOMALY`.

The case where an anomaly is followed by an anomaly of the same type could easily be explained as not a purposeful manipulation of the clock. The case of two roll forward anomalies could, for example, show that the computer was simply put to sleep, or shut off, for a period of time twice. This is normal use of the computer and should therefore be excluded. The case of two roll back anomalies could be an example of the clock being adjusted for legitimate reasons, such as the clock being adjusted for daylight savings time and then again for clock skew. This case too is normal use and should be excluded.

Each time an anomaly pair is identified within the Anomaly collection, a new object is created to hold the pair. This object is AnomalyPair. An AnomalyPair object holds just two pieces of data, the two Anomalys that make up the pair. The type of AnomalyPair, which case the pair was identified as, can be determined by inspecting the type of the first Anomaly in the pair.

This phase is the final phase in the processing of an individual log file. Being that this is the case, once the collection of AnomalyPairs is created, a new object is created to contain the AnomalyPair collection as well as the information about the log file in which the anomalies were found. The object created in this case is called LoggedAnomalies. A LoggedAnomalies object holds another object called LogInfo as well as the AnomalyPair collection. LogInfo contains the information that was passed into the processFile method originally, TSK_FS_FILE pointer and a char pointer representing the path to the file. Once the LoggedAnomalies object is created it is added to collection that is a member of the LogProcessor class. This will allow the LogProcessor to correlate the AnomalyPairs in the following phase.

4.5 Correlation Phase

The correlation phase is the final processing phase, occurring after all log files on a system have been processed. During this phase, all anomalies that are found on a system are correlated. This correlation is necessary as it increases the confidence that a particular anomaly is truly an anomaly and not just a mistake. TADpole accomplishes this task of correlation by processing the LoggedAnomalies collection that was created after the pairing phase.

For every LoggedAnomalies in the collection, an entry is added to another collection. The collection that is being added to is a collection of AnomalyCollection objects. Each AnomalyCollection object contains an AnomalyPair, which is a representation of the timeline anomaly that was detected. The AnomalyCollection also contains the list of log files in which the represented anomaly was found. Also it contains the actual AnomalyPair for each log file that correlates with the represented anomaly in the AnomalyCollection.

The AnomalyPairs within each LoggedAnomalies is compared to the AnomalyPair in every AnomalyCollection. If the AnomalyPair intersects the AnomalyPair in an AnomalyCollection, then those anomalies are considered to be correlated. When this occurs an entry is added to the AnomalyCollection which correlated. This entry contains the AnomalyPair from the LoggedAnomalies that correlated as well as the LogInfo, which contains the information about the log file in which the anomaly was found. If a match is not found then a new AnomalyCollection is created and the AnomalyPair from the LoggedAnomalies is added to it. The adding of an anomaly to AnomalyCollection not only adds the log file information to the collection, but also

adjusts the representative AnomalyPair to better represent the AnomalyCollection. These adjustments work to shrink the window of real time and widen the window of anomalous time. This works by comparing LogEvent objects within the AnomalyPairs. The representative AnomalyPair will take the greater, latest in time, of the first LogEvent objects. This serves to find the more accurate time when which the roll back or roll forward was performed. The second LogEvent objects are compared and the least of those, earliest in time, is set in the representative AnomalyPair. This determines the more accurate time to which the clock was rolled forward or rolled back. The greatest of the third LogEvent objects is used to determine the most accurate time at which the clock was reset to real time, current time. Finally, the least of the fourth LogEvent objects is selected as it represents the more accurate time to which the clock was reset.

To help in the process of determining if two anomalies intersect a helper function was added to the AnomalyPair pair. The function signature is:

```
bool intersects(AnomalyPair *pair);
```

This function will compare the current AnomalyPair to the given one and return true if the two AnomalyPair intersect. Because the log events have two different date and time fields, date written and date created, an AnomalyPair actually has two different timelines that need to be considered and compared. Also, when determining if an AnomalyPair intersects another, the anomalous timeline is the one that is used. This means that the timeline that exists from the second LogEvent in the first Anomaly and the first LogEvent in the second Anomaly of a pair. An intersection of anomalies is one of the correlation categories described above and pictured in figure 7.

4.6 Reporting Phase

After all the work of finding anomalies and correlating them together, the investigator needs to know the results of what was found in the disk image. The reporting phase is where this occurs. TADpole provides two ways to report the information found, a simple grepable report or a more verbose XML report. Both of these report types work by presenting the data within the collection of AnomalyCollection objects that was created in the previous phase. The report presents the four timelines represented by each anomaly. These timelines are the real time according to the created and written dates as well as the anomalous time according to the created and written dates. The report will also show the log files in which the anomaly was located. The XML report goes further and displays the date and time for each log event that makes up an anomaly.

Anomaly

```
real    (created): 2008-11-01T00:33:42 - 2008-11-01T11:18:12
real    (written): 2008-11-01T00:33:42 - 2008-11-01T11:18:12
anomaly (created): 2008-10-30T22:33:57 - 2008-10-30T22:38:50
anomaly (written): 2008-11-01T00:33:42 - 2008-10-30T22:38:50
logs:
  Windows/System32/winevt/Logs/Microsoft-Windows-
GroupPolicy%4Operational.evtx
  Windows/System32/winevt/Logs/Application.evtx
  Windows/System32/winevt/Logs/Microsoft-Windows-
TaskScheduler%4Operational.evtx
  Windows/System32/winevt/Logs/Security.evtx
  Windows/System32/winevt/Logs/System.evtx
```

Example entry of grepable report

```
<anomaly>
  <realstartcreated>2008-11-01T00:33:42</realstartcreated>
  <realstartwritten>2008-11-01T00:33:42</realstartwritten>
  <realendcreated>2008-11-01T11:18:12</realendcreated>
  <realendwritten>2008-11-01T11:18:12</realendwritten>
  <anomalystartcreated>2008-10-30T22:33:57</anomalystartcreated>
  <anomalystartwritten>2008-10-30T22:33:57</anomalystartwritten>
  <anomalyendcreated>2008-10-30T22:38:50</anomalyendcreated>
  <anomalyendwritten>2008-10-30T22:38:50</anomalyendwritten>
  <logs>
    <log>
```

```

<path>Windows/System32/winevt/Logs/</path>
<name>Microsoft-Windows-GroupPolicy%4Operational.evtx</name>
<times>
  <realstartcreated>2008-11-01T00:33:42</realstartcreated>
  <realstartwritten>2008-11-01T00:33:42</realstartwritten>
  <realendcreated>2008-11-01T11:18:12</realendcreated>
  <realendwritten>2008-11-01T11:18:12</realendwritten>
  <anomalystartcreated>2008-10-30T22:33:57</anomalystartcreated>
  <anomalystartwritten>2008-10-30T22:33:57</anomalystartwritten>
  <anomalyendcreated>2008-10-30T22:38:50</anomalyendcreated>
  <anomalyendwritten>2008-10-30T22:38:50</anomalyendwritten>
</times>
</log>
<log>
  <path>Windows/System32/winevt/Logs/</path>
  <name>Application.evtx</name>
  <times>
    <realstartcreated>2008-11-01T00:33:42</realstartcreated>
    <realstartwritten>2008-11-01T00:33:42</realstartwritten>
    <realendcreated>2008-11-01T11:18:12</realendcreated>
    <realendwritten>2008-11-01T11:18:12</realendwritten>
    <anomalystartcreated>2008-10-30T22:34:09</anomalystartcreated>
    <anomalystartwritten>2008-10-30T22:34:09</anomalystartwritten>
    <anomalyendcreated>2008-11-01T01:36:15</anomalyendcreated>
    <anomalyendwritten>2008-11-01T01:36:15</anomalyendwritten>
  </times>
</log>
<log>
  <path>Windows/System32/winevt/Logs/</path>
  <name>Microsoft-Windows-TaskScheduler%4Operational.evtx</name>
  <times>
    <realstartcreated>2008-11-01T00:33:33</realstartcreated>
    <realstartwritten>2008-11-01T00:33:33</realstartwritten>
    <realendcreated>2008-11-01T00:00:00</realendcreated>
    <realendwritten>2008-11-01T00:00:00</realendwritten>
    <anomalystartcreated>2008-10-30T22:33:57</anomalystartcreated>
    <anomalystartwritten>2008-10-30T22:33:57</anomalystartwritten>
    <anomalyendcreated>2008-10-30T22:51:50</anomalyendcreated>
    <anomalyendwritten>2008-10-30T22:51:50</anomalyendwritten>
  </times>
</log>
<log>
  <path>Windows/System32/winevt/Logs/</path>
  <name>Security.evtx</name>
  <times>
    <realstartcreated>2008-11-01T00:33:22</realstartcreated>
    <realstartwritten>2008-11-01T00:33:22</realstartwritten>
    <realendcreated>2008-11-01T01:08:47</realendcreated>
    <realendwritten>2008-11-01T01:08:47</realendwritten>
    <anomalystartcreated>2008-10-30T22:33:57</anomalystartcreated>
    <anomalystartwritten>2008-10-30T22:33:57</anomalystartwritten>
    <anomalyendcreated>2008-10-30T23:24:48</anomalyendcreated>
    <anomalyendwritten>2008-10-30T23:24:48</anomalyendwritten>
  </times>
</log>

```



```

<log>
  <path>Windows/System32/winevt/Logs/</path>
  <name>System.evtx</name>
  <times>
    <realstartcreated>2008-11-01T00:33:33</realstartcreated>
    <realstartwritten>2008-11-01T00:33:33</realstartwritten>
    <realendcreated>2008-11-01T11:14:40</realendcreated>
    <realendwritten>2008-11-01T11:14:40</realendwritten>
    <anomalystartcreated>2008-10-30T22:33:57</anomalystartcreated>
    <anomalystartwritten>2008-10-30T22:33:57</anomalystartwritten>
    <anomalyendcreated>2008-11-01T01:37:39</anomalyendcreated>
    <anomalyendwritten>2008-11-01T01:37:39</anomalyendwritten>
  </times>
</log>
</logs>
</anomaly>

```

Example entry of XML report

TADpole also provides some extra functionality to help out investigators. This extra functionality makes a second pass over the disk image and creates a list of files whose MAC times (Modified / Accessed / Created) fall within an anomalous timeline. This helps point an investigator to particular files that may have been altered while the clock had been changed. This extra functionality is accomplished with another class that extends TskAuto. The class is called FileProcessor. FileProcessor works by checking every file's MAC time and seeing if it falls within an anomaly within the collection of AnomalyCollection objects. If it is found to be within an anomaly the file information is added to the AnomalyCollection. Both report types will output this list along with each anomaly entry.

5 Testing

To test TADpole, six different VMWare images were created, two instances of each, Windows XP Professional, Windows Vista Business, Windows 7 Enterprise. These six images were created so that half could be used to create a roll forward and the other half could be used to create a roll backward. Also, since this is a simple test a

BAT script was created to continually generate log events. This ensures that there is sufficient evidence of the anomaly within the log files. This is a simple script that leverages the eventcreate.exe application available on all three platforms. In order to wait for a specified time would normally be done with a sleep command, but this command was only present in Windows 7 Enterprise. To create a consistent way of waiting a specified amount of time, the ping.exe command was used. By pinging a non-existent address and specifying the time out in milliseconds, the command will wait the specified amount of time then exit. This has the side effect of being a sleep command.

```
:looplabel
eventcreate /L System /ID 123 /D "Test Event" /T INFORMATION
ping 123.45.67.89 -n 1 -w 3000 > nul
eventcreate /L Application /ID 123 /D "Test Event" /T INFORMATION
ping 123.45.67.89 -n 1 -w 10000 > nul
goto :looplabel
```

This script creates an entry in the System log, waits three seconds, creates an entry in the Application log, waits ten seconds then loops. This loop is an infinite loop, so the script will run, and generate event entries, until the script is stopped with CTRL-C. Before each test is run, the event logs are cleared. This is done to remove any artifacts that might exist in the logs from installation. On the Windows XP images, this was just a matter of opening the event viewer and clearing the logs. On the Vista and Windows 7 images there are a great deal more log files. To clear these, the following script was used:

```
@for /f %i in ( 'wevtutil el' ) do wevtutil cl "%i" >NUL 2>&1
wevtutil.exe cl "Microsoft-Windows-Diagnosis-DPS/Operational"
wevtutil.exe cl "Microsoft-Windows-User Profile Service/Operational"
wevtutil.exe cl "Microsoft-Windows-Windows Defender/Operational"
wevtutil.exe cl "Microsoft-Windows-Windows Defender/WHC"
```

```
wevtutil.exe cl "Microsoft-Windows-Windows Firewall With Advanced  
Security/Firewall"  
wevtutil.exe cl System
```

To simulate work being done on the system the following actions were taken on each of the virtual machines:

- 1 event.bat is started (on Windows Vista Business and Windows 7 Enterprise this requires running as administrator).
- 2 6 file are created on the system: test1.txt, test2.txt, test3.txt, test4.txt, test5.txt, test6.txt.
- 3 The system time is set to either a time in the future or the past.
- 4 The content of test3.txt, test4.txt, test5.txt is modified.
- 5 test6.txt is deleted
- 6 3 new files are created on the system: test7.txt, test8.txt, test9.txt.
- 7 The system time is reset to the real time.
- 8 The content of test4.txt and test8.txt is modified.
- 9 test2.txt, test5.txt, test9.txt are deleted.
- 10 A new file is created: test10.txt.
- 11 event.bat is stopped.
- 12 The system is shutdown.

The process outlined will generate ten separate files on the system as well as generating many log file entries. The nature of the files creation, modification, and deletion is done in order to test TADpole's ability to not only detect an anomaly, but also its ability to find the files that were created, modified, or deleted within the anomalous

time period. Once the virtual machines have been shutdown the vmdk images are converted into raw images that can be processed by The Sleuth Kit, and therefore TADpole. The conversion is done by using “qemu-img convert”. The command used for this conversion is:

```
qemu-img convert -O raw <vmdk image> <raw image>
```

Once this conversion is complete the raw image can be used directly by TADpole to produce the reports of the tests. Those results are described below.

5.1 Windows XP Professional - Roll Forward Test

For the purposes of this test, the time was adjusted one month forward. The results of this test returned a single anomaly. This anomaly is found in both the Application and System log files, which were constantly being written to. This anomaly is reported as follows:

```
Anomaly
  real      (created): 2012-10-10T18:04:35 - 2012-10-10T18:07:33
  real      (written): 2012-10-10T18:04:35 - 2012-10-10T18:07:33
  anomaly   (created): 2012-11-10T18:04:40 - 2012-11-10T18:07:24
  anomaly   (written): 2012-11-10T18:04:40 - 2012-11-10T18:07:24
  logs:
    WINDOWS/system32/config/AppEvent.Evt
    WINDOWS/system32/config/SysEvent.Evt
```

This report shows that the anomalous time line occurs in November 10th and the real time occurs in October 10th. This is the result that is expected as that was the time that the clock was adjusted to in the test. Another run was made with TADpole, this time with file reporting turned on. This was done to insure that TADpole was able to find the files that were manipulated during the anomalous period. The report generated reveals many files were found to have been accessed or modified during the anomalous time

period. Several of these files reveal the work that was done during the anomalous time period.

```
Anomaly
real      (created): 2012-10-10T18:04:35 - 2012-10-10T18:07:33
real      (written): 2012-10-10T18:04:35 - 2012-10-10T18:07:33
anomaly   (created): 2012-11-10T18:04:40 - 2012-11-10T18:07:24
anomaly   (written): 2012-11-10T18:04:40 - 2012-11-10T18:07:24
logs:
  WINDOWS/system32/config/AppEvent.Evt
  WINDOWS/system32/config/SysEvent.Evt
files:
  Documents and Settings/Administrator/Recent/test3.lnk
  Documents and Settings/Administrator/Recent/test4.lnk
  Documents and Settings/Administrator/Recent/test5.lnk
  RECYCLER/S-1-5-21-1644491937-682003330-839522115-500/Dc2.txt
  RECYCLER/S-1-5-21-1644491937-682003330-839522115-500/Dc3.txt
  test/test3.txt
  test/test7.txt
  test/test8.txt
  WINDOWS/Prefetch/EVENTCREATE.EXE-28AF53E7.pf
  WINDOWS/Prefetch/NOTEPAD.EXE-336351A9.pf
  WINDOWS/Prefetch/PING.EXE-31216D26.pf
  ... removed for brevity ...
```

The last three files in the list above reveal the executables that were being used. Eventcreate and ping were used in the batch script that ran in the background to generate the log entries. Notepad was used to make changes in the text files. The three files presented directly in the output (test3.txt, test7.txt, test8.txt) are files that were modified or created during the anomalous time period. The files test5.txt, test6.txt, and test9.txt do not appear directly in the output. However, test3, test4 and test5 are revealed as Ink files in the users Recent folder. These are the three files that were modified during the anomalous time period. Observing the content of Dc2.txt and Dc3.txt in the RECYCLER folder (trash can), revealed these files to actually be test5.txt and test9.txt. This is very telling. When the file was deleted, the MAC time on the file was not altered. This is for this reason that no file associated with test6.txt is found

during the anomalous period, since the MAC time is still associated with it's creation, which was before the time was changed.

5.2 Windows XP Professional - Roll Backward Test

The second test performed was also done on a WIndows XP Professional instance. In this test the system time was adjusted one month backward, to create the anomalous time period. The results of this test returned a single anomaly. This anomaly is found in both the Application and System log files, which were constantly being written to. This anomaly is reported as follows:

```
Anomaly
real      (created): 2012-10-03T21:42:48 - 2012-10-03T21:44:23
real      (written): 2012-10-03T21:42:48 - 2012-10-03T21:44:23
anomaly   (created): 2012-09-03T21:42:57 - 2012-09-03T21:44:21
anomaly   (written): 2012-09-03T21:42:57 - 2012-09-03T21:44:21
logs:
    WINDOWS/system32/config/AppEvent.Evt
    WINDOWS/system32/config/SysEvent.Evt
```

This report shows that the anomalous timeline occurs in September 3rd and the real timeline occurs in October 3rd. This is the result that is expected as that was the time that the clock was adjusted to in the test. As before, another run was made with TADpole, this time with file reporting turned on. The generated report is nearly identical to the one from the previous test.

```
Anomaly
real      (created): 2012-10-03T21:42:48 - 2012-10-03T21:44:23
real      (written): 2012-10-03T21:42:48 - 2012-10-03T21:44:23
anomaly   (created): 2012-09-03T21:42:57 - 2012-09-03T21:44:21
anomaly   (written): 2012-09-03T21:42:57 - 2012-09-03T21:44:21
logs:
    WINDOWS/system32/config/AppEvent.Evt
    WINDOWS/system32/config/SysEvent.Evt
files:
    Documents and Settings/Administrator/Recent/test3.lnk
    Documents and Settings/Administrator/Recent/test4.lnk
    Documents and Settings/Administrator/Recent/test5.lnk
    RECYCLER/S-1-5-21-606747145-1770027372-839522115-500/Dc3.txt
```

```
RECYCLER/S-1-5-21-606747145-1770027372-839522115-500/Dc4.txt
test/test3.txt
test/test7.txt
test/test8.txt
WINDOWS/Prefetch/NOTEPAD.EXE-336351A9.pf
... removed for brevity ...
```

Unlike the previous test, only the notepad.exe prefetch showed up in this report. This is the program that was used to modify text files during the anomalous time period. Not listed are the prefetch files for ping.exe and eventcreate.exe, which were used by the batch file for generating events in the log files. The timestamps associated with a prefetch is updated every time it's accessed. However, if timestamp is later than the current time, it is not updated. For this reason, the prefetch files are not found, because the MAC timestamps fall within the real time timeline. Like the first test, the three files presented directly in the output (test3.txt, test7.txt, test8.txt) are files that were modified or created during the anomalous time period. The files test5.txt, test6.txt, and test9.txt do not appear in the output. However, test3, test4 and test5 are revealed as lnk files in the users Recent folder. These are the three files that were modified during the anomalous time period. Observing the content of Dc3.txt and Dc4.txt in the RECYCLER folder (trash can), revealed these files to actually be test5.txt and test9.txt. As noted in the previous test, test6.txt does not appear in our file list, even though it was deleted during the anomalous time period. These are the results we expected to see.

5.3 Windows Vista Business - Roll Forward Test

This test was performed on an instance of Windows Vista Business, and for the purposes of this test, the time was adjusted one month forward. The results of this test returned two anomalies.

```

Anomaly
  real      (created): 2012-10-24T21:27:39 - 2012-10-24T21:29:11
  real      (written): 2012-10-24T21:27:39 - 2012-10-24T21:29:11
  anomaly   (created): 2012-11-24T20:27:43 - 2012-11-24T21:28:59
  anomaly   (written): 2012-11-24T20:27:43 - 2012-11-24T21:28:59
  logs:
    Windows/System32/winevt/Logs/Application.evtx
    Windows/System32/winevt/Logs/System.evtx
Anomaly
  real      (created): 2012-10-24T21:26:47 - 2012-10-24T21:29:07
  real      (written): 2012-10-24T21:26:47 - 2012-10-24T21:29:07
  anomaly   (created): 2012-11-24T21:27:43 - 2012-11-24T21:27:43
  anomaly   (written): 2012-11-24T21:27:43 - 2012-11-24T21:27:43
  logs:
    Windows/System32/winevt/Logs/
      Microsoft-Windows-TaskScheduler%4Operational.evtx
    Windows/System32/winevt/Logs/Security.evtx

```

Observation of the timestamps of the described anomalous time periods makes it appear that the anomalies are actually the same anomaly. The second reported anomaly has an anomalous period that starts and ends at the same reported time. The difference in these reported anomalies are actually just milliseconds apart. This millisecond difference is a result of how the system clock change is logged in Windows Vista. The clock changing is actually tracked as a security and operational events, but the way they are logged creates the resulting millisecond anomaly.

The first reported anomaly is the anomaly that we created. This anomaly is found in the Application and System log files, which were constantly being written to. The report shows that the anomalous time line occurs in November 24th and the real time occurs in October 24th. This is the result that is expected as that was the time that the clock was adjusted to in the test. As before a second run was made with TADpole with file reporting turned on. This report show no files associated with the second anomaly, which is expected since it only lasted for a millisecond and no work was done during that time. The first anomaly presents a file list that is expected.


```

Anomaly
  real      (created): 2012-10-24T21:27:39 - 2012-10-24T21:29:11
  real      (written): 2012-10-24T21:27:39 - 2012-10-24T21:29:11
  anomaly   (created): 2012-11-24T20:27:43 - 2012-11-24T21:28:59
  anomaly   (written): 2012-11-24T20:27:43 - 2012-11-24T21:28:59
  logs:
    Windows/System32/winevt/Logs/Application.evtx
    Windows/System32/winevt/Logs/System.evtx
  files:
    $Recycle.Bin/S-1-5-21-285488370-3719860764-2834214899-1000/$IX0032K.txt
    $Recycle.Bin/S-1-5-21-285488370-3719860764-2834214899-1000/$R4AICPX.txt
    $Recycle.Bin/S-1-5-21-285488370-3719860764-2834214899-1000/$RWNS9V7.txt
    Users/test/AppData/Roaming/Microsoft/Windows/Recent/test3.lnk
    Users/test/AppData/Roaming/Microsoft/Windows/Recent/test4.lnk
    Users/test/AppData/Roaming/Microsoft/Windows/Recent/test5.lnk
    Windows/Prefetch/NOTEPAD.EXE-EB1B961A.pf
    Windows/Prefetch/PING.EXE-B29F6629.pf
    Windows/Prefetch/EVENTCREATE.EXE-0DABBE19.pf
    test/test3.txt
    test/test7.txt
    test/test8.txt
    ... removed for brevity ...

```

Like the first test, we find prefetch files that reveal the executables that were being used. Eventcreate and ping were used in the batch script that ran in the background to generate the log entries. Notepad was used to make changes in the text files. The three files presented directly in the output (test3.txt, test7.txt, test8.txt) are files that were modified or created during the anomalous time period. Though the Recent folder is in a different location than it was on Windows XP, it still provides a window into the files that were accessed during the anomalous time period. The ones presented here are test3, test4 and test5, which were altered during the anomalous time period. The Recycle Bin, show three text files. The Recycle Bin in Windows Vista no longer uses the INFO2 database to track where files were deleted from, but instead uses a collection of files that start with either \$I or \$R. The \$I files are binary files that actually hold the information about the file deleted, including the original file size, timestamp of deletion, and original path and filename ⁵. The \$R files contains the original contents of the deleted file. Knowing this, the contents of \$IX0032K.txt can be read and reveals

that this file is the index for test6.txt. This is the first hint found of test6.txt which was deleted during the anomalous time period. The corresponding \$R file \$RX0O32K.txt doesn't appear in the file list because it still holds the MAC time of the file prior to deletion. The \$I files corresponding to the \$R files that do appear in the result list \$R4AICPX.txt and \$RWNS9V7.txt reveal these files to be test9.txt and test5.txt respectively. All of this analysis of the results of this anomaly has revealed every file that was touched (created, modified, or deleted) during the anomalous time period.

5.4 Windows Vista Business - Roll Backward Test

This test was performed on an instance of Windows Vista Business and the time was adjusted one month backward. Like the previous Windows Vista Business test, the results of this test reveal two anomalies.

```
Anomaly
  real    (created): 2012-10-14T11:26:10 - 2012-10-14T11:27:37
  real    (written): 2012-10-14T11:26:10 - 2012-10-14T11:27:37
  anomaly (created): 2012-09-14T11:26:20 - 2012-09-14T11:27:30
  anomaly (written): 2012-09-14T11:26:20 - 2012-09-14T11:27:30
  logs:
    Windows/System32/winevt/Logs/Application.evtx
    Windows/System32/winevt/Logs/System.evtx
Anomaly
  real    (created): 2012-10-14T11:25:41 - 2012-10-14T11:27:37
  real    (written): 2012-10-14T11:25:41 - 2012-10-14T11:27:37
  anomaly (created): 2012-09-14T11:26:20 - 2012-09-14T11:26:20
  anomaly (written): 2012-09-14T11:26:20 - 2012-09-14T11:26:20
  logs:
    Windows/System32/winevt/Logs/
      Microsoft-Windows-TaskScheduler%4Operational.evtx
    Windows/System32/winevt/Logs/Security.evtx
```

These results are similar to the previous test, in that the second reported anomaly only lasted for a milliseconds. Again, this millisecond anomaly is captured in the security and operational logs, due to the way the time change event is logged. The first reported anomaly is the result of the test performed, and reveals an anomalous

time period that occurs on September 14th, while the real time period was in October 14th. This is what is expected, since these are the time periods tested. TADpole is run again with file reporting turned on. Like the previous Windows Vista test, no files are reported associated with the second reported anomaly. The file list for the first reported anomaly is similar to the file list produced in the previous Windows Vista test.

```
Anomaly
  real      (created): 2012-10-14T11:26:10 - 2012-10-14T11:27:37
  real      (written): 2012-10-14T11:26:10 - 2012-10-14T11:27:37
  anomaly   (created): 2012-09-14T11:26:20 - 2012-09-14T11:27:30
  anomaly   (written): 2012-09-14T11:26:20 - 2012-09-14T11:27:30
  logs:
    Windows/System32/winevt/Logs/Application.evtx
    Windows/System32/winevt/Logs/System.evtx
  files:
    $Recycle.Bin/S-1-5-21-1711782242-822617886-3376483720-1000/$ICYWXGZ.txt
    $Recycle.Bin/S-1-5-21-1711782242-822617886-3376483720-1000/$RBSTSZM.txt
    $Recycle.Bin/S-1-5-21-1711782242-822617886-3376483720-1000/$REM5JZZ.txt
    Users/test/AppData/Roaming/Microsoft/Windows/Recent/test3.lnk
    Users/test/AppData/Roaming/Microsoft/Windows/Recent/test4.lnk
    Users/test/AppData/Roaming/Microsoft/Windows/Recent/test5.lnk
    Windows/Prefetch/NOTEPAD.EXE-EB1B961A.pf
    test/test3.txt
    test/test7.txt
    test/test8.txt
    ... removed for brevity ...
```

Like the previous roll back test, only the notepad.exe prefetch file is found.

Notepad is what was used to edit the files during the anomalous time period.

Eventcreate.exe and ping.exe do not show in the result list, as the MAC times for those prefetch files are still all within the real time period. As expected from the previous tests, test3.txt, test7.txt, and test8.txt are directly listed in the file result list. Also, the result list contains the lnk files for test3, test4, and test5 in the users Recent folder. Analysis of the files listed in the Recycle Bin show that \$ICYWXGZ.txt is the recycler index file for test6.txt. So again, the results have found test6.txt. Further analysis of the corresponding \$I files for \$RBSTSZM.txt and \$REM5JZZ.txt show that they are the

content files for test5.txt and test9.txt respectively. These results have found every file that was touched during the anomalous time period.

5.5 Windows 7 Enterprise - Roll Forward Test

For the purposes of this test, the time was adjusted one month forward on an instance of Windows 7 Enterprise. The results of this test returned two anomalies.

```
Anomaly
  real    (created): 2012-11-05T11:59:31 - 2012-11-05T12:01:26
  real    (written): 2012-11-05T11:59:31 - 2012-11-05T12:01:26
  anomaly (created): 2012-12-05T11:59:33 - 2012-12-05T12:01:25
  anomaly (written): 2012-12-05T11:59:33 - 2012-12-05T12:01:25
logs:
  Windows/System32/winevt/Logs/Application.evtx
  Windows/System32/winevt/Logs/System.evtx
Anomaly
  real    (created): 2012-11-05T11:57:36 - 2012-11-05T12:01:26
  real    (written): 2012-11-05T11:57:36 - 2012-11-05T12:01:26
  anomaly (created): 2012-12-05T11:59:33 - 2012-12-05T11:59:33
  anomaly (written): 2012-12-05T11:59:33 - 2012-12-05T11:59:33
logs:
  Windows/System32/winevt/Logs/Security.evtx
```

Like the Windows Vista tests, the second reported anomaly has an anomalous time period that only lasted milliseconds. This anomaly is also only associated with the Security log. This is again a result of the logging that occurred when the time was changed. The first reported anomaly is the result of the test conducted. It is associated with the Application and System logs, which are the log files that were being populated by the batch script. The anomaly shows that the anomalous time period took place on December 5th, while the real time is indicated to be November 5th. Again, TADpole is run again with file reporting turned on. As before in the Windows Vista tests, no files are reported corresponding to the second reported anomaly.

```

Anomaly
  real    (created): 2012-11-05T11:59:31 - 2012-11-05T12:01:26
  real    (written): 2012-11-05T11:59:31 - 2012-11-05T12:01:26
  anomaly (created): 2012-12-05T11:59:33 - 2012-12-05T12:01:25
  anomaly (written): 2012-12-05T11:59:33 - 2012-12-05T12:01:25
  logs:
    Windows/System32/winevt/Logs/Application.evtx
    Windows/System32/winevt/Logs/System.evtx
  files:
    $Recycle.Bin/S-1-5-21-2059584777-4223279744-942756276-1000/$IAR5EZM.txt
    $Recycle.Bin/S-1-5-21-2059584777-4223279744-942756276-1000/$R3Q6YJF.txt
    $Recycle.Bin/S-1-5-21-2059584777-4223279744-942756276-1000/$ROYN4WH.txt
    test/test3.txt
    test/test7.txt
    test/test8.txt
    Users/test/AppData/Roaming/Microsoft/Windows/Recent/test3.lnk
    Users/test/AppData/Roaming/Microsoft/Windows/Recent/test4.lnk
    Users/test/AppData/Roaming/Microsoft/Windows/Recent/test5.lnk
    Windows/Prefetch/PING.EXE-B29F6629.pf
    Windows/Prefetch/EVENTCREATE.EXE-0DABBE19.pf
    Windows/Prefetch/NOTEPAD.EXE-EB1B961A.pf
  ... removed for brevity ...

```

This report is nearly identical to the report generated in the Windows Vista forward test. The prefetch files reveal eventcreate.exe and ping.exe which were used by the batch script for generating log events. Also, notepad.exe is shown to be used during the anomalous time period, which it was used to edit the files during the anomaly. Directly found in the report are test3.txt, test7.txt and test8.txt which are files that were either created or edited during the anomalous time period. The Recent folder holds Ink files for test3, test4 and test5 which are the 3 files that were edited during the anomalous time period. Analysis of the files reported in the Recycle Bin shows that \$IAR5EZM.txt refers to test6.txt. Also the corresponding \$I files for \$R3Q6YJF.txt and \$ROYN4WH.txt reveal the files to be the content files for test9.txt and test5.txt respectively. All the files touched during the anomalous time period of the test are revealed.

5.6 Windows 7 Enterprise - Roll Backward Test

The final test was performed on an instance of Windows 7 Enterprise where the time was adjusted one month backward. The results of this test returned two anomalies. As seen in the other Windows 7 test, the second reported anomaly was only found in the Security log. The anomalous time period associated with this anomaly is again only milliseconds in length. The first reported anomaly is the anomaly created by the test.

```
Anomaly
  real    (created): 2012-10-24T22:05:11 - 2012-10-24T22:06:39
  real    (written): 2012-10-24T22:05:11 - 2012-10-24T22:06:39
  anomaly (created): 2012-09-24T22:05:13 - 2012-09-24T22:06:31
  anomaly (written): 2012-09-24T22:05:13 - 2012-09-24T22:06:31
logs:
  Windows/System32/winevt/Logs/Application.evtx
  Windows/System32/winevt/Logs/System.evtx
```

```
Anomaly
  real    (created): 2012-10-24T22:03:10 - 2012-10-24T22:06:39
  real    (written): 2012-10-24T22:03:10 - 2012-10-24T22:06:39
  anomaly (created): 2012-09-24T22:05:13 - 2012-09-24T22:05:13
  anomaly (written): 2012-09-24T22:05:13 - 2012-09-24T22:05:13
logs:
  Windows/System32/winevt/Logs/Security.evtx
```

This report shows that the anomalous time line occurs on September 24th and the real time occurs in October 24th. This is the result that is expected as that was the time that the clock was adjusted to in the test. Running TADpole again with file reporting enabled, shows a report that is nearly identical to the previous Windows 7 test.

```
Anomaly
  real    (created): 2012-10-24T22:05:11 - 2012-10-24T22:06:39
  real    (written): 2012-10-24T22:05:11 - 2012-10-24T22:06:39
  anomaly (created): 2012-09-24T22:05:13 - 2012-09-24T22:06:31
  anomaly (written): 2012-09-24T22:05:13 - 2012-09-24T22:06:31
logs:
  Windows/System32/winevt/Logs/Application.evtx
  Windows/System32/winevt/Logs/System.evtx
files:
  $Recycle.Bin/S-1-5-21-2484575684-171609815-2448202825-1000/$IWZSCAF.txt
  $Recycle.Bin/S-1-5-21-2484575684-171609815-2448202825-1000/$R1MB7J6.txt
  $Recycle.Bin/S-1-5-21-2484575684-171609815-2448202825-1000/$RN9W80Y.txt
  test/test3.txt
  test/test7.txt
  test/test8.txt
```

```
Users/test/AppData/Roaming/Microsoft/Windows/Recent/test3.lnk
Users/test/AppData/Roaming/Microsoft/Windows/Recent/test4.lnk
Users/test/AppData/Roaming/Microsoft/Windows/Recent/test5.lnk
... removed for brevity ...
```

The first observation of note, is the lack of prefetch files being reported. The prefetch files associated with the executables used during the anomaly all have MAC tims that are within the real time timeline. The files that were actually touched are all found though. The files directly reported, test3.txt, test7.txt and test8.txt are files created or edited during the anomalous time period. The lnk files in the Recent folder show that test3, test4 and test5 were accessed during the anomalous time period, which is expected, since they were edited during the anomaly. Finally, analysis of \$IWZSCAF.txt in the Recycle Bin, show that it is the index file for test6.txt, which was deleted during the anomalous time period. Analysis of the corresponding \$I files for \$R1MB7J6.txt and \$RN9W80y.txt reveals these files to be the content files for test5.txt and test9.txt respectively. All files touched during the anomaly have been found.

5.7 M57-Patents Scenario

To further test TADpole, the tool was run against the raw disk images provided in the M57-Patents Scenario⁸. There were no timeline anomalies detected in any of the images associated with Charlie, Jo, or Pat. The images associated with Terry did report anomalies. The images terry-2009-11-12 through terry-2009-11-18 reported the same 2 anomalies.

```
Anomaly
real      (created): 2009-11-12T18:38:52 - 2009-11-12T18:39:07
real      (written): 2009-11-12T18:38:52 - 2009-11-12T18:39:07
anomaly   (created): 2009-11-12T20:41:40 - 2009-11-12T20:41:40
anomaly   (written): 2009-11-12T20:41:40 - 2009-11-12T20:41:40
logs:
    Windows/System32/winevt/Logs/System.evtx
```

```
Anomaly
real      (created): 2009-11-12T20:41:40 - 2009-11-12T20:40:16
real      (written): 2009-11-12T20:41:40 - 2009-11-12T20:40:16
anomaly   (created): 2009-11-12T18:39:07 - 2009-11-12T18:39:07
anomaly   (written): 2009-11-12T18:39:07 - 2009-11-12T18:39:07
logs:
  Windows/System32/winevt/Logs/System.evtx
```

These anomalies are mirrors of each other, meaning that the real time is reported as the anomalous time of the other. These anomalies are also only found in the System.evtx log, which lowers the confidence that this is an actual event, and more likely just an error in how the logs were written. Also, the images terry-2009-11-23 through terry-2009-12-11-002 reported a different anomaly.

```
Anomaly
real      (created): 2009-11-19T18:02:06 - 2009-11-19T20:09:03
real      (written): 2009-11-19T18:02:06 - 2009-11-19T20:09:03
anomaly   (created): 2009-11-19T17:03:17 - 2009-11-19T18:19:56
anomaly   (written): 2009-11-19T17:03:17 - 2009-11-19T18:19:56
logs:
  Windows/System32/winevt/Logs/System.evtx
```

This anomaly shows that the anomalous time period overlaps the real time period. This anomaly is also only found in the System.evtx log file, again lowering the confidence that this is an actual event.

Because these images were snapshots of the same machine, taken each day, it makes sense that the same anomaly is seen in the multiple disk images. Because the log file is only being added to, and it takes several days for the log file to overwrite the anomalous log entries.

6 Conclusion

There are several applications available for generating timelines from log files, GrokEVT and log2timeline. These applications are lacking though. There is an

assumption in these tools that an event log entry written out of order was an accident and they are reordered to present a continuous timeline.

This research proves that these log entries written out of order can be leveraged to present a forensics researcher with information that the system being analyzed had its system clock manipulated. The key to doing this, is not only finding log entries that are written out of order, but also pairing these anomalies together with other anomalies of the opposite type within the same log file. The type of anomalies being considered here are entries that have a gap of time between them (roll forward) and entries where the log entry that follows has a timestamp that is actually in less than the one that precedes it (roll backward). To help eliminate false positives being presented to the investigator, these anomalies are further corroborated by finding corresponding anomalies in other log files on the system.

From this research a tool was created to perform this analysis in an automated fashion. TADpole is a one of kind implementation of an automated timeline anomaly detection tool. It leverages the sleuthkit toolset to perform analysis of a given filesystem image and determine if the system clock on that image had been manipulated as well as report on the files that were accessed during the time that the clock was in its altered time.

7 Future Work

While TADpole performs well, and is able to detect timeline anomalies, it still has room for improvement. The deltas that were chosen for this implementation were done so with trial and error. More work could be done to find delta values that are much more appropriate. Also it would seem that these would be a good candidate for being put in

an external configuration file so that a forensics investigator could adjust them as needed. It was also discovered that the TskAuto class that was leveraged by the tool has some limitations. Namely, the TskAuto class did not provide access to files that had been deleted from the system being analyzed. To accomplish this, TADpole could be refactored to leverage the APIs provided by sleuthkit directly. It would also make sense for TADpole to be integrated into other tools like log2timeline or autopsy. TADpole can also be expanded to be able to parse the various log file formats found on UNIX/LINUX systems as well as log files specific to applications on the system.

8 References

- 1 Mastering the Super Timeline with log2timeline
http://www.sans.org/reading_room/whitepapers/logging/mastering-super-timeline-log2timeline_33438
- 2 GrokEvt <http://projects.sentinelchicken.org/grokevt/>
- 3 GrokEvt Format Documentation
<http://code.google.com/p/grokevt/source/browse/trunk/doc/devel/format.txt>
- 4 Vista event log category on int for(ensic){blog;} (Andreas Schuster)
<http://computer.forensikblog.de/en/topics/windows/vista-event-log/>
- 5 Recycle Bin Forensics in Vista and Windows 7
<http://dereknewton.com/2010/06/recycle-bin-forensics-in-windows-7-and-vista/>
- 6 M57-Patents Scenario <http://digitalcorpora.org/corpora/scenarios/m57-patents-scenario>

9 Appendices

9.1 Appendix A: Windows XP Professional - Roll Forward Test

Anomaly

```
real      (created): 2012-10-10T18:04:35 - 2012-10-10T18:07:33
real      (written): 2012-10-10T18:04:35 - 2012-10-10T18:07:33
anomaly   (created): 2012-11-10T18:04:40 - 2012-11-10T18:07:24
anomaly   (written): 2012-11-10T18:04:40 - 2012-11-10T18:07:24
```

logs:

```
WINDOWS/system32/config/AppEvent.Evt
WINDOWS/system32/config/SysEvent.Evt
```

files:

```
Documents and Settings/Administrator/Application Data/desktop.ini
Documents and Settings/Administrator/Recent/test.lnk
Documents and Settings/Administrator/Recent/test3.lnk
Documents and Settings/Administrator/Recent/test4.lnk
Documents and Settings/Administrator/Recent/test5.lnk
Documents and Settings/All Users/Application Data/desktop.ini
Documents and Settings/All Users/Documents/desktop.ini
Documents and Settings/All Users/Documents/My Music/Desktop.ini
Documents and Settings/All Users/Documents/My Pictures/Desktop.ini
Documents and Settings/All Users/Documents/My Videos/Desktop.ini
Program Files/Windows NT/Accessories/wordpad.exe
RECYCLER/S-1-5-21-1644491937-682003330-839522115-500/Dc2.txt
RECYCLER/S-1-5-21-1644491937-682003330-839522115-500/Dc3.txt
RECYCLER/S-1-5-21-1644491937-682003330-839522115-500/desktop.ini
RECYCLER/S-1-5-21-1644491937-682003330-839522115-500/INFO2
test/test3.txt
test/test7.txt
test/test8.txt
WINDOWS/Prefetch/EVENTCREATE.EXE-28AF53E7.pf
WINDOWS/Prefetch/NOTEPAD.EXE-336351A9.pf
WINDOWS/Prefetch/PING.EXE-31216D26.pf
WINDOWS/Prefetch/WMIADAP.EXE-2DF425B2.pf
WINDOWS/Prefetch/WMIIPRVSE.EXE-28F301A9.pf
WINDOWS/SoftwareDistribution/DataStore/DataStore.edb
WINDOWS/SoftwareDistribution/DataStore/Logs/edb.chk
WINDOWS/SoftwareDistribution/DataStore/Logs/edb.log
WINDOWS/system32/atl.dll
WINDOWS/system32/credui.dll
WINDOWS/system32/cfgmgr32.dll
WINDOWS/system32/drivers/acpi.sys
WINDOWS/system32/drivers/http.sys
WINDOWS/system32/drivers/intelppm.sys
WINDOWS/system32/drivers/ipnat.sys
WINDOWS/system32/drivers/mssmbios.sys
WINDOWS/system32/mfc42u.dll
WINDOWS/system32/ncobjapi.dll
WINDOWS/system32/ntdsapi.dll
WINDOWS/system32/psapi.dll
WINDOWS/system32/pschdprf.dll
WINDOWS/system32/query.dll
WINDOWS/system32/resutils.dll
WINDOWS/system32/rsvpperf.dll
WINDOWS/system32/rtutils.dll
```

WINDOWS/system32/samlib.dll
WINDOWS/system32/utildll.dll
WINDOWS/system32/wldap32.dll
WINDOWS/system32/wmi.dll
WINDOWS/system32/comctl32.dll
WINDOWS/system32/comdlg32.dll
WINDOWS/system32/perfts.dll
WINDOWS/system32/dnsapi.dll
WINDOWS/system32/linkinfo.dll
WINDOWS/system32/loadperf.dll
WINDOWS/system32/mpr.dll
WINDOWS/system32/mprapi.dll
WINDOWS/system32/netshell.dll
WINDOWS/system32/ntmarta.dll
WINDOWS/system32/perfc009.dat
WINDOWS/system32/perfctrs.dll
WINDOWS/system32/perfdisk.dll
WINDOWS/system32/perfh009.dat
WINDOWS/system32/perfnet.dll
WINDOWS/system32/perfos.dll
WINDOWS/system32/perfproc.dll
WINDOWS/system32/PerfStringBackup.INI
WINDOWS/system32/rasctrs.dll
WINDOWS/system32/setupapi.dll
WINDOWS/system32/traffic.dll
WINDOWS/system32/clusapi.dll
WINDOWS/system32/msdtcprx.dll
WINDOWS/system32/msdtcuiu.dll
WINDOWS/system32/xpsp2res.dll
WINDOWS/system32/mtxclu.dll
WINDOWS/system32/activeds.dll
WINDOWS/system32/adslrpc.dll
WINDOWS/system32/tapiperf.dll
WINDOWS/system32/wbem/cimwin32.dll
WINDOWS/system32/wbem/mofd.dll
WINDOWS/system32/wbem/Performance/WmiApRpl.h
WINDOWS/system32/wbem/Performance/WmiApRpl.ini
WINDOWS/system32/wbem/fastprox.dll
WINDOWS/system32/wbem/Logs/wmiadapt.log
WINDOWS/system32/wbem/Logs/wmiprovl.log
WINDOWS/system32/wbem/Repository/FS/INDEX.BTR
WINDOWS/system32/wbem/Repository/FS/OBJECTS.DATA
WINDOWS/system32/wbem/wbemcomn.dll
WINDOWS/system32/wbem/wbemprox.dll
WINDOWS/system32/wbem/wbemsvcl.dll
WINDOWS/system32/wbem/wmiadapt.exe
WINDOWS/system32/wbem/wmiprovl.dll
WINDOWS/system32/wbem/wmiprivse.exe
WINDOWS/system32/wbem/wmiutils.dll
WINDOWS/system32/wsock32.dll
WINDOWS/Fonts/lucon.ttf

9.2 Appendix B: Windows XP Professional - Roll Backward Test

Anomaly

```

real    (created): 2012-10-03T21:42:48 - 2012-10-03T21:44:23
real    (written): 2012-10-03T21:42:48 - 2012-10-03T21:44:23
anomaly (created): 2012-09-03T21:42:57 - 2012-09-03T21:44:21
anomaly (written): 2012-09-03T21:42:57 - 2012-09-03T21:44:21
logs:
  WINDOWS/system32/config/AppEvent.Evt
  WINDOWS/system32/config/SysEvent.Evt
files:
  Documents and Settings/Administrator/Application Data/desktop.ini
  Documents and Settings/Administrator/Recent/test.lnk
  Documents and Settings/Administrator/Recent/test3.lnk
  Documents and Settings/Administrator/Recent/test4.lnk
  Documents and Settings/Administrator/Recent/test5.lnk
  Documents and Settings/All Users/Application Data/desktop.ini
  Documents and Settings/All Users/Documents/desktop.ini
  Documents and Settings/All Users/Documents/My Music/Desktop.ini
  Documents and Settings/All Users/Documents/My Pictures/Desktop.ini
  Documents and Settings/All Users/Documents/My Videos/Desktop.ini
  Program Files/Windows NT/Accessories/wordpad.exe
  RECYCLER/S-1-5-21-606747145-1770027372-839522115-500/Dc3.txt
  RECYCLER/S-1-5-21-606747145-1770027372-839522115-500/Dc4.txt
  RECYCLER/S-1-5-21-606747145-1770027372-839522115-500/desktop.ini
  RECYCLER/S-1-5-21-606747145-1770027372-839522115-500/INFO2
  test/test3.txt
  test/test7.txt
  test/test8.txt
  WINDOWS/Prefetch/NOTEPAD.EXE-336351A9.pf
  WINDOWS/system32/imm32.dll
  WINDOWS/system32/rundll32.exe
  WINDOWS/system32/timedate.cpl
  WINDOWS/system32/w32time.dll
  WINDOWS/system32/msv1_0.dll
  WINDOWS/system32/linkinfo.dll
  WINDOWS/system32/wbem/Repository/FS/INDEX.BTR
  WINDOWS/system32/wbem/Repository/FS/OBJECTS.DATA
  WINDOWS/Fonts/lucon.ttf

```

9.3 Appendix C: Windows Vista Business - Roll Forward Test

Anomaly

```

real    (created): 2012-10-24T21:27:39 - 2012-10-24T21:29:11
real    (written): 2012-10-24T21:27:39 - 2012-10-24T21:29:11
anomaly (created): 2012-11-24T20:27:43 - 2012-11-24T21:28:59
anomaly (written): 2012-11-24T20:27:43 - 2012-11-24T21:28:59
logs:
  Windows/System32/winevt/Logs/Application.evtx
  Windows/System32/winevt/Logs/System.evtx
files:
  $Recycle.Bin/S-1-5-21-285488370-3719860764-2834214899-
1000/$IX0032K.txt
  $Recycle.Bin/S-1-5-21-285488370-3719860764-2834214899-
1000/$R4AICPX.txt
  $Recycle.Bin/S-1-5-21-285488370-3719860764-2834214899-
1000/$RWNS9V7.txt
  ProgramData/Microsoft/Search/Data/Applications/Windows/MSS0002B.log
  ProgramData/Microsoft/Search/Data/Applications/Windows/MSS0002C.log

```

ProgramData/Microsoft/Search/Data/Applications/Windows/MSS0002D.log
ProgramData/Microsoft/Search/Data/Applications/Windows/MSS0002E.log
ProgramData/Microsoft/Search/Data/Applications/Windows/MSS0002F.log
ProgramData/Microsoft/Search/Data/Applications/Windows/MSS00030.log
ProgramData/Microsoft/Search/Data/Applications/Windows/MSS00031.log

ProgramData/Microsoft/Search/Data/Applications/Windows/Projects/SystemIndex/Indexer/CiFiles/0001000B.ci

ProgramData/Microsoft/Search/Data/Applications/Windows/Projects/SystemIndex/Indexer/CiFiles/0001000B.dir

ProgramData/Microsoft/Search/Data/Applications/Windows/Projects/SystemIndex/Indexer/CiFiles/0001000B.wid

ProgramData/Microsoft/Search/Data/Applications/Windows/Projects/SystemIndex/Indexer/CiFiles/0001000C.ci

ProgramData/Microsoft/Search/Data/Applications/Windows/Projects/SystemIndex/Indexer/CiFiles/0001000C.dir

ProgramData/Microsoft/Search/Data/Applications/Windows/Projects/SystemIndex/Indexer/CiFiles/0001000C.wid

Users/test/AppData/LocalLow/Microsoft/CryptnetUrlCache/Content/4DD39726D4B55AC3B4119B35A893323C_519751C668626633CE3FCE5B411E0890

Users/test/AppData/LocalLow/Microsoft/CryptnetUrlCache/Content/D47DBD2F9E3365FBBE008D71FB06716F_4DD1053BCC726DA41115FFF4C7D6E9CC

Users/test/AppData/LocalLow/Microsoft/CryptnetUrlCache/MetaData/4DD39726D4B55AC3B4119B35A893323C_519751C668626633CE3FCE5B411E0890

Users/test/AppData/LocalLow/Microsoft/CryptnetUrlCache/MetaData/696F3DE637E6DE85B458996D49D759AD

Users/test/AppData/LocalLow/Microsoft/CryptnetUrlCache/MetaData/94308059B57B3142E455B38A6EB92015

Users/test/AppData/LocalLow/Microsoft/CryptnetUrlCache/MetaData/B8CC409ACDBF2A2FE04C56F2875B1FD6

Users/test/AppData/LocalLow/Microsoft/CryptnetUrlCache/MetaData/D47DBD2F9E3365FBBE008D71FB06716F_4DD1053BCC726DA41115FFF4C7D6E9CC

Users/test/AppData/Roaming/Microsoft/Windows/Recent/test.lnk
Users/test/AppData/Roaming/Microsoft/Windows/Recent/test3.lnk
Users/test/AppData/Roaming/Microsoft/Windows/Recent/test4.lnk
Users/test/AppData/Roaming/Microsoft/Windows/Recent/test5.lnk
Windows/Prefetch/SEARCHPROTOCOLHOST.EXE-AFAD3EF9.pf
Windows/Prefetch/NOTEPAD.EXE-EB1B961A.pf
Windows/Prefetch/VERCLSID.EXE-4D95F5A7.pf
Windows/Prefetch/WMIADAP.EXE-369DF1CD.pf
Windows/Prefetch/WMIIPRVSE.EXE-43972D0F.pf
Windows/Prefetch/DLLHOST.EXE-71214090.pf
Windows/Prefetch/PING.EXE-B29F6629.pf
Windows/Prefetch/EVENTCREATE.EXE-0DABBE19.pf
Windows/System32/wbem/Logs/wmiprov.log

```
Windows/System32/wbem/Repository/INDEX.BTR
Windows/System32/wbem/Repository/MAPPING1.MAP
Windows/System32/wbem/Repository/MAPPING2.MAP
Windows/System32/wbem/Repository/OBJECTS.DATA
Windows/System32/wbem/Performance/WmiApRpl.h
test/test3.txt
test/test7.txt
test/test8.txt
```

Anomaly

```
real    (created): 2012-10-24T21:26:47 - 2012-10-24T21:29:07
real    (written): 2012-10-24T21:26:47 - 2012-10-24T21:29:07
anomaly (created): 2012-11-24T21:27:43 - 2012-11-24T21:27:43
anomaly (written): 2012-11-24T21:27:43 - 2012-11-24T21:27:43
```

logs:

```
Windows/System32/winevt/Logs/Microsoft-Windows-
TaskScheduler%4Operational.evtx
Windows/System32/winevt/Logs/Security.evtx
```

9.4 Appendix D: Windows Vista Business - Roll Backward Test

Anomaly

```
real    (created): 2012-10-14T11:26:10 - 2012-10-14T11:27:37
real    (written): 2012-10-14T11:26:10 - 2012-10-14T11:27:37
anomaly (created): 2012-09-14T11:26:20 - 2012-09-14T11:27:30
anomaly (written): 2012-09-14T11:26:20 - 2012-09-14T11:27:30
```

logs:

```
Windows/System32/winevt/Logs/Application.evtx
Windows/System32/winevt/Logs/System.evtx
```

files:

```
$Recycle.Bin/S-1-5-21-1711782242-822617886-3376483720-
1000/$ICYWXGZ.txt
$Recycle.Bin/S-1-5-21-1711782242-822617886-3376483720-
1000/$RBSTSZM.txt
$Recycle.Bin/S-1-5-21-1711782242-822617886-3376483720-
1000/$REM5JZZ.txt
ProgramData/Microsoft/Search/Data/Applications/Windows/MSS0002B.log
ProgramData/Microsoft/Search/Data/Applications/Windows/MSS0002C.log
ProgramData/Microsoft/Search/Data/Applications/Windows/MSS0002D.log
ProgramData/Microsoft/Search/Data/Applications/Windows/MSS0002E.log
ProgramData/Microsoft/Search/Data/Applications/Windows/MSS0002F.log
ProgramData/Microsoft/Search/Data/Applications/Windows/MSS00030.log
ProgramData/Microsoft/Search/Data/Applications/Windows/MSS00031.log
ProgramData/Microsoft/Search/Data/Applications/Windows/MSS00032.log
```

```
ProgramData/Microsoft/Search/Data/Applications/Windows/Projects/SystemIndex/I
ndexer/CiFiles/00010014.ci
```

```
ProgramData/Microsoft/Search/Data/Applications/Windows/Projects/SystemIndex/I
ndexer/CiFiles/00010014.dir
```

```
ProgramData/Microsoft/Search/Data/Applications/Windows/Projects/SystemIndex/I
ndexer/CiFiles/00010014.wid
```

```
ProgramData/Microsoft/Search/Data/Applications/Windows/Projects/SystemIndex/I
ndexer/CiFiles/00010015.ci
```

ProgramData/Microsoft/Search/Data/Applications/Windows/Projects/SystemIndex/Indexer/CiFiles/00010015.dir

ProgramData/Microsoft/Search/Data/Applications/Windows/Projects/SystemIndex/Indexer/CiFiles/00010015.wid

ProgramData/Microsoft/Search/Data/Applications/Windows/Projects/SystemIndex/Indexer/CiFiles/00010016.ci

ProgramData/Microsoft/Search/Data/Applications/Windows/Projects/SystemIndex/Indexer/CiFiles/00010016.dir

ProgramData/Microsoft/Search/Data/Applications/Windows/Projects/SystemIndex/Indexer/CiFiles/00010016.wid

Users/test/AppData/Roaming/Microsoft/Windows/Recent/test.lnk
Users/test/AppData/Roaming/Microsoft/Windows/Recent/test3.lnk
Users/test/AppData/Roaming/Microsoft/Windows/Recent/test4.lnk
Users/test/AppData/Roaming/Microsoft/Windows/Recent/test5.lnk
Windows/inf/WmiApRpl/0009/WmiApRpl.ini
Windows/inf/WmiApRpl/WmiApRpl.h
Windows/Prefetch/NOTEPAD.EXE-EB1B961A.pf
Windows/Prefetch/DLLHOST.EXE-D64E0F21.pf
Windows/System32/perfc009.dat
Windows/System32/perfh009.dat
Windows/System32/PerfStringBackup.INI
Windows/System32/wbem/Performance/WmiApRpl.ini
test/test3.txt
test/test7.txt
test/test8.txt

Anomaly

real (created): 2012-10-14T11:25:41 - 2012-10-14T11:27:37
real (written): 2012-10-14T11:25:41 - 2012-10-14T11:27:37
anomaly (created): 2012-09-14T11:26:20 - 2012-09-14T11:26:20
anomaly (written): 2012-09-14T11:26:20 - 2012-09-14T11:26:20

logs:

Windows/System32/winevt/Logs/Microsoft-Windows-TaskScheduler%4Operational.evtx
Windows/System32/winevt/Logs/Security.evtx

9.5 Appendix E: Windows 7 Enterprise - Roll Forward Test

Anomaly

real (created): 2012-11-05T11:59:31 - 2012-11-05T12:01:26
real (written): 2012-11-05T11:59:31 - 2012-11-05T12:01:26
anomaly (created): 2012-12-05T11:59:33 - 2012-12-05T12:01:25
anomaly (written): 2012-12-05T11:59:33 - 2012-12-05T12:01:25

logs:

Windows/System32/winevt/Logs/Application.evtx
Windows/System32/winevt/Logs/System.evtx

files:

\$Recycle.Bin/S-1-5-21-2059584777-4223279744-942756276-1000/\$IAR5EZM.txt
\$Recycle.Bin/S-1-5-21-2059584777-4223279744-942756276-1000/\$R3Q6YJF.txt

\$Recycle.Bin/S-1-5-21-2059584777-4223279744-942756276-
1000/\$ROYN4WH.txt
test/test3.txt
test/test7.txt
test/test8.txt

Users/test/AppData/Roaming/Microsoft/Windows/Recent/AutomaticDestinations/1b4
dd67f29cb1962.automaticDestinations-ms

Users/test/AppData/Roaming/Microsoft/Windows/Recent/AutomaticDestinations/918
e0ecb43d17e23.automaticDestinations-ms

Users/test/AppData/Roaming/Microsoft/Windows/Recent/test.lnk
Users/test/AppData/Roaming/Microsoft/Windows/Recent/test3.lnk
Users/test/AppData/Roaming/Microsoft/Windows/Recent/test4.lnk
Users/test/AppData/Roaming/Microsoft/Windows/Recent/test5.lnk
Windows/inf/WmiApRpl/WmiApRpl.h
Windows/Prefetch/CONHOST.EXE-3218E401.pf
Windows/Prefetch/CONSENT.EXE-65F6206D.pf
Windows/Prefetch/CONTROL.EXE-9459D5A0.pf
Windows/Prefetch/DLLHOST.EXE-71214090.pf
Windows/Prefetch/PING.EXE-B29F6629.pf
Windows/Prefetch/EVENTCREATE.EXE-0DABBE19.pf
Windows/Prefetch/WMIADAP.EXE-369DF1CD.pf
Windows/Prefetch/NOTEPAD.EXE-EB1B961A.pf
Windows/Prefetch/TASKHOST.EXE-437C05A8.pf
Windows/Prefetch/RUNDLL32.EXE-5A976A8C.pf

Windows/ServiceProfiles/LocalService/AppData/Local/Microsoft/Windows/History/
History.IE5/index.dat

Windows/ServiceProfiles/LocalService/AppData/Local/Microsoft/Windows/Temporar
y Internet Files/Content.IE5/index.dat

Windows/ServiceProfiles/LocalService/AppData/Roaming/Microsoft/Windows/Cookie
s/index.dat

Windows/servicing/Packages/Microsoft-Windows-IIS-WebServer-
Package~31bf3856ad364e35~x86~~6.1.7600.16385.cat
Windows/System32/LogFiles/Scm/0d9b5d92-3a22-486d-a887-3aa21597cf27
Windows/System32/LogFiles/Scm/a1cfa52f-06f2-418d-addb-cd6456d66f43
Windows/System32/LogFiles/Scm/a316e645-1c56-45a6-bd6a-7dca79778090
Windows/System32/LogFiles/Scm/a6394592-54ce-4e93-8d64-1a068f462632
Windows/System32/wbem/Performance/WmiApRpl.h
Windows/System32/wbem/Repository/INDEX.BTR
Windows/System32/wbem/Repository/MAPPING2.MAP
Windows/System32/wbem/Repository/MAPPING3.MAP
Windows/System32/wbem/Repository/OBJECTS.DATA

Anomaly

real (created): 2012-11-05T11:57:36 - 2012-11-05T12:01:26
real (written): 2012-11-05T11:57:36 - 2012-11-05T12:01:26
anomaly (created): 2012-12-05T11:59:33 - 2012-12-05T11:59:33
anomaly (written): 2012-12-05T11:59:33 - 2012-12-05T11:59:33
logs:

Windows/System32/winevt/Logs/Security.evtx

9.6 Appendix A: Windows F Enterprise - Roll Backward Test

```
Anomaly
  real      (created): 2012-10-24T22:05:11 - 2012-10-24T22:06:39
  real      (written): 2012-10-24T22:05:11 - 2012-10-24T22:06:39
  anomaly   (created): 2012-09-24T22:05:13 - 2012-09-24T22:06:31
  anomaly   (written): 2012-09-24T22:05:13 - 2012-09-24T22:06:31
  logs:
    Windows/System32/winevt/Logs/Application.evtx
    Windows/System32/winevt/Logs/System.evtx
  files:
    $Recycle.Bin/S-1-5-21-2484575684-171609815-2448202825-
1000/$IWZSCAF.txt
    $Recycle.Bin/S-1-5-21-2484575684-171609815-2448202825-
1000/$R1MB7J6.txt
    $Recycle.Bin/S-1-5-21-2484575684-171609815-2448202825-
1000/$RN9W80Y.txt

ProgramData/Microsoft/Search/Data/Applications/Windows/GatherLogs/SystemIndex
/SystemIndex.2.Crwl

ProgramData/Microsoft/Search/Data/Applications/Windows/GatherLogs/SystemIndex
/SystemIndex.2.gthr
  test/test3.txt
  test/test7.txt
  test/test8.txt

Users/test/AppData/Roaming/Microsoft/Windows/Recent/AutomaticDestinations/918
e0ecb43d17e23.automaticDestinations-ms
  Users/test/AppData/Roaming/Microsoft/Windows/Recent/test.lnk
  Users/test/AppData/Roaming/Microsoft/Windows/Recent/test3.lnk
  Users/test/AppData/Roaming/Microsoft/Windows/Recent/test4.lnk
  Users/test/AppData/Roaming/Microsoft/Windows/Recent/test5.lnk
  Windows/servicing/Packages/Microsoft-Windows-Indexing-Service-
Package~31bf3856ad364e35~x86~en-US~6.1.7600.16385.cat
  Windows/SoftwareDistribution/DataStore/DataStore.edb
  Windows/SoftwareDistribution/DataStore/Logs/edb.chk
  Windows/SoftwareDistribution/DataStore/Logs/edb.log
  Windows/System32/LogFiles/Scm/16856e74-4859-44d0-997c-b249ee0e608c
  Windows/System32/Tasks/Microsoft/Windows Defender/MP Scheduled Scan

Anomaly
  real      (created): 2012-10-24T22:03:10 - 2012-10-24T22:06:39
  real      (written): 2012-10-24T22:03:10 - 2012-10-24T22:06:39
  anomaly   (created): 2012-09-24T22:05:13 - 2012-09-24T22:05:13
  anomaly   (written): 2012-09-24T22:05:13 - 2012-09-24T22:05:13
  logs:
    Windows/System32/winevt/Logs/Security.evtx
```

9.6 Appendix G: M57-Patent Scenario

```
#####
# Charlie
#####
# charlie-2009-11-12.raw
# charlie-2009-11-12start.raw
```

charlie-2009-11-16.raw
charlie-2009-11-17.raw
charlie-2009-11-18.raw
charlie-2009-11-19.raw
charlie-2009-11-20.raw
charlie-2009-11-23.raw
charlie-2009-11-24.raw
charlie-2009-11-30.raw
charlie-2009-12-01.raw
charlie-2009-12-02.raw
charlie-2009-12-03.raw
charlie-2009-12-04.raw
charlie-2009-12-07.raw
charlie-2009-12-08.raw
charlie-2009-12-09.raw
charlie-2009-12-10.raw
charlie-2009-12-11.raw

#####

Jo

#####

jo-2009-11-12.raw
jo-2009-11-12start.raw
jo-2009-11-16.raw
jo-2009-11-17.raw
jo-2009-11-19.raw
jo-2009-11-20-newComputer.raw
jo-2009-11-20-oldComputer.raw
jo-2009-11-23.raw
jo-2009-11-24.raw
jo-2009-11-30.raw
jo-2009-12-01.raw
jo-2009-12-02.raw
jo-2009-12-03.raw
jo-2009-12-04.raw
jo-2009-12-07.raw
jo-2009-12-08.raw
jo-2009-12-09.raw
jo-2009-12-10.raw
jo-2009-12-11-001.raw
jo-2009-12-11-002.raw

#####

Pat

#####

pat-2009-11-12.raw
pat-2009-11-12start.raw
pat-2009-11-16.raw
pat-2009-11-17.raw
pat-2009-11-18.raw
pat-2009-11-19.raw
pat-2009-11-20.raw
pat-2009-11-24.raw
pat-2009-11-30.raw
pat-2009-12-01.raw
pat-2009-12-02.raw
pat-2009-12-03.raw

```

# pat-2009-12-04.raw
# pat-2009-12-07.raw
# pat-2009-12-08.raw
# pat-2009-12-09.raw
# pat-2009-12-10.raw
# pat-2009-12-11.raw

#####
# Terry
#####
# terry-2009-11-12.raw
Anomaly
  real      (created): 2009-11-12T18:38:52 - 2009-11-12T18:39:07
  real      (written): 2009-11-12T18:38:52 - 2009-11-12T18:39:07
  anomaly   (created): 2009-11-12T20:41:40 - 2009-11-12T20:41:40
  anomaly   (written): 2009-11-12T20:41:40 - 2009-11-12T20:41:40
  logs:
    Windows/System32/winevt/Logs/System.evtx
Anomaly
  real      (created): 2009-11-12T20:41:40 - 2009-11-12T20:40:16
  real      (written): 2009-11-12T20:41:40 - 2009-11-12T20:40:16
  anomaly   (created): 2009-11-12T18:39:07 - 2009-11-12T18:39:07
  anomaly   (written): 2009-11-12T18:39:07 - 2009-11-12T18:39:07
  logs:
    Windows/System32/winevt/Logs/System.evtx
# terry-2009-11-12start.raw
# terry-2009-11-16.raw
Anomaly
  real      (created): 2009-11-12T18:38:52 - 2009-11-12T18:39:07
  real      (written): 2009-11-12T18:38:52 - 2009-11-12T18:39:07
  anomaly   (created): 2009-11-12T20:41:40 - 2009-11-12T20:41:40
  anomaly   (written): 2009-11-12T20:41:40 - 2009-11-12T20:41:40
  logs:
    Windows/System32/winevt/Logs/System.evtx
Anomaly
  real      (created): 2009-11-12T20:41:40 - 2009-11-12T20:40:16
  real      (written): 2009-11-12T20:41:40 - 2009-11-12T20:40:16
  anomaly   (created): 2009-11-12T18:39:07 - 2009-11-12T18:39:07
  anomaly   (written): 2009-11-12T18:39:07 - 2009-11-12T18:39:07
  logs:
    Windows/System32/winevt/Logs/System.evtx
# terry-2009-11-17.raw
Anomaly
  real      (created): 2009-11-12T18:38:52 - 2009-11-12T18:39:07
  real      (written): 2009-11-12T18:38:52 - 2009-11-12T18:39:07
  anomaly   (created): 2009-11-12T20:41:40 - 2009-11-12T20:41:40
  anomaly   (written): 2009-11-12T20:41:40 - 2009-11-12T20:41:40
  logs:
    Windows/System32/winevt/Logs/System.evtx
Anomaly
  real      (created): 2009-11-12T20:41:40 - 2009-11-12T20:40:16
  real      (written): 2009-11-12T20:41:40 - 2009-11-12T20:40:16
  anomaly   (created): 2009-11-12T18:39:07 - 2009-11-12T18:39:07
  anomaly   (written): 2009-11-12T18:39:07 - 2009-11-12T18:39:07
  logs:
    Windows/System32/winevt/Logs/System.evtx
# terry-2009-11-18.raw

```

```

Anomaly
  real      (created): 2009-11-12T18:38:52 - 2009-11-12T18:39:07
  real      (written): 2009-11-12T18:38:52 - 2009-11-12T18:39:07
  anomaly   (created): 2009-11-12T20:41:40 - 2009-11-12T20:41:40
  anomaly   (written): 2009-11-12T20:41:40 - 2009-11-12T20:41:40
  logs:
    Windows/System32/winevt/Logs/System.evtx
Anomaly
  real      (created): 2009-11-12T20:41:40 - 2009-11-12T20:40:16
  real      (written): 2009-11-12T20:41:40 - 2009-11-12T20:40:16
  anomaly   (created): 2009-11-12T18:39:07 - 2009-11-12T18:39:07
  anomaly   (written): 2009-11-12T18:39:07 - 2009-11-12T18:39:07
  logs:
    Windows/System32/winevt/Logs/System.evtx
# terry-2009-11-19.raw
# terry-2009-11-20.raw
# terry-2009-11-23.raw
Anomaly
  real      (created): 2009-11-19T18:02:06 - 2009-11-19T20:09:03
  real      (written): 2009-11-19T18:02:06 - 2009-11-19T20:09:03
  anomaly   (created): 2009-11-19T17:03:17 - 2009-11-19T18:19:56
  anomaly   (written): 2009-11-19T17:03:17 - 2009-11-19T18:19:56
  logs:
    Windows/System32/winevt/Logs/System.evtx
# terry-2009-11-24.raw
Anomaly
  real      (created): 2009-11-19T18:02:06 - 2009-11-19T20:09:03
  real      (written): 2009-11-19T18:02:06 - 2009-11-19T20:09:03
  anomaly   (created): 2009-11-19T17:03:17 - 2009-11-19T18:19:56
  anomaly   (written): 2009-11-19T17:03:17 - 2009-11-19T18:19:56
  logs:
    Windows/System32/winevt/Logs/System.evtx
# terry-2009-12-01.raw
Anomaly
  real      (created): 2009-11-19T18:02:06 - 2009-11-19T20:09:03
  real      (written): 2009-11-19T18:02:06 - 2009-11-19T20:09:03
  anomaly   (created): 2009-11-19T17:03:17 - 2009-11-19T18:19:56
  anomaly   (written): 2009-11-19T17:03:17 - 2009-11-19T18:19:56
  logs:
    Windows/System32/winevt/Logs/System.evtx
# terry-2009-12-02.raw
Anomaly
  real      (created): 2009-11-19T18:02:06 - 2009-11-19T20:09:03
  real      (written): 2009-11-19T18:02:06 - 2009-11-19T20:09:03
  anomaly   (created): 2009-11-19T17:03:17 - 2009-11-19T18:19:56
  anomaly   (written): 2009-11-19T17:03:17 - 2009-11-19T18:19:56
  logs:
    Windows/System32/winevt/Logs/System.evtx
# terry-2009-12-03.raw
Anomaly
  real      (created): 2009-11-19T18:02:06 - 2009-11-19T20:09:03
  real      (written): 2009-11-19T18:02:06 - 2009-11-19T20:09:03
  anomaly   (created): 2009-11-19T17:03:17 - 2009-11-19T18:19:56
  anomaly   (written): 2009-11-19T17:03:17 - 2009-11-19T18:19:56
  logs:
    Windows/System32/winevt/Logs/System.evtx
# terry-2009-12-04.raw

```

```

Anomaly
  real      (created): 2009-11-19T18:02:06 - 2009-11-19T20:09:03
  real      (written): 2009-11-19T18:02:06 - 2009-11-19T20:09:03
  anomaly   (created): 2009-11-19T17:03:17 - 2009-11-19T18:19:56
  anomaly   (written): 2009-11-19T17:03:17 - 2009-11-19T18:19:56
  logs:
    Windows/System32/winevt/Logs/System.evtx
# terry-2009-12-07.raw
Anomaly
  real      (created): 2009-11-19T18:02:06 - 2009-11-19T20:09:03
  real      (written): 2009-11-19T18:02:06 - 2009-11-19T20:09:03
  anomaly   (created): 2009-11-19T17:03:17 - 2009-11-19T18:19:56
  anomaly   (written): 2009-11-19T17:03:17 - 2009-11-19T18:19:56
  logs:
    Windows/System32/winevt/Logs/System.evtx
# terry-2009-12-08.raw
Anomaly
  real      (created): 2009-11-19T18:02:06 - 2009-11-19T20:09:03
  real      (written): 2009-11-19T18:02:06 - 2009-11-19T20:09:03
  anomaly   (created): 2009-11-19T17:03:17 - 2009-11-19T18:19:56
  anomaly   (written): 2009-11-19T17:03:17 - 2009-11-19T18:19:56
  logs:
    Windows/System32/winevt/Logs/System.evtx
# terry-2009-12-09.raw
Anomaly
  real      (created): 2009-11-19T18:02:06 - 2009-11-19T20:09:03
  real      (written): 2009-11-19T18:02:06 - 2009-11-19T20:09:03
  anomaly   (created): 2009-11-19T17:03:17 - 2009-11-19T18:19:56
  anomaly   (written): 2009-11-19T17:03:17 - 2009-11-19T18:19:56
  logs:
    Windows/System32/winevt/Logs/System.evtx
Anomaly
  real      (created): 2009-11-19T18:02:06 - 2009-11-19T20:09:03
  real      (written): 2009-11-19T18:02:06 - 2009-11-19T20:09:03
  anomaly   (created): 2009-11-19T17:03:17 - 2009-11-19T18:19:56
  anomaly   (written): 2009-11-19T17:03:17 - 2009-11-19T18:19:56
  logs:
    Windows/System32/winevt/Logs/System.evtx
Anomaly
  real      (created): 2009-11-19T18:02:06 - 2009-11-19T20:09:03
  real      (written): 2009-11-19T18:02:06 - 2009-11-19T20:09:03
  anomaly   (created): 2009-11-19T17:03:17 - 2009-11-19T18:19:56
  anomaly   (written): 2009-11-19T17:03:17 - 2009-11-19T18:19:56
  logs:
    Windows/System32/winevt/Logs/System.evtx
# terry-2009-12-11-002.raw
Anomaly
  real      (created): 2009-11-19T18:02:06 - 2009-11-19T20:09:03
  real      (written): 2009-11-19T18:02:06 - 2009-11-19T20:09:03
  anomaly   (created): 2009-11-19T17:03:17 - 2009-11-19T18:19:56
  anomaly   (written): 2009-11-19T17:03:17 - 2009-11-19T18:19:56
  logs:
    Windows/System32/winevt/Logs/System.evtx

```

10 Vita

The author was born in Metairie, Louisiana. He obtained his Bachelor's degree in computer science from the University of New Orleans in 2004. He joined the University of New Orleans computer science graduate program to pursue a Masters in Science, focusing on Computer security and Information Assurance in 2007.